



Betbotpro for Betfair

User guide
May 2019

Table of contents

| | |
|---|----|
| User Manual Cover | 5 |
| Legal Stuff..... | 6 |
| Introduction | 7 |
| Pre-Requisites..... | 8 |
| Quick Start..... | 9 |
| Installation | 17 |
| Software Activation | 20 |
| Un-Installing | 22 |
| Move Software to a New Computer..... | 23 |
| Betfair Notice: | 25 |
| Getting Started..... | 26 |
| Loading Races/Events..... | 29 |
| Selecting your runners | 32 |
| Back/Lay the numbered favourite: | 33 |
| Back/Lay manually one or more runners:..... | 35 |
| Back/Lay multiple favourites:..... | 37 |
| Betbotpro Top Menu Options | 39 |
| Home Menu | 40 |
| Start/Stop Button | 41 |
| Simulation/Live Mode Button..... | 42 |
| Back or Lay Button..... | 43 |
| Load New Markets | 44 |
| Advanced Select Button | 48 |
| Account Information..... | 51 |
| Settings Menu..... | 52 |
| Sechedule Settings..... | 53 |
| Show View | 54 |
| Restore Default layout..... | 55 |
| Toggle Menu Path | 56 |
| Alert Window Enabled | 57 |
| Minimised/Hide to Tray..... | 58 |
| Theme Chooser | 59 |
| Instance Menu | 60 |
| Launch New Instance | 61 |
| Rename Instance..... | 64 |
| Save Settings..... | 65 |
| Load Settings..... | 66 |
| Import Selections | 67 |
| Export Selections..... | 69 |
| Export To Excel or PDF | 70 |
| Tools Menu | 71 |
| Review Date | 72 |
| Timezone..... | 73 |
| Create Debugging Package | 74 |
| Open Application Directory..... | 75 |
| Support & Manual..... | 76 |
| Register..... | 77 |
| Todays Requests | 78 |
| Betfair Charges..... | 79 |
| Bet Settings & Options Tab..... | 80 |
| Bet Settings | 81 |

| | |
|---|-----|
| Secs Before Bet | 83 |
| Event Settings..... | 84 |
| Min/Max Odds..... | 85 |
| Min/Max Number of Runners | 88 |
| Back/Lay Price Ratio | 89 |
| Max Stake/Liability | 90 |
| Min/Max Number of Bets..... | 91 |
| Minimum Matched Amount..... | 92 |
| Min Lay Book /Max Back Book | 94 |
| Min/Max Number Place Winners..... | 95 |
| Stop Conditions | 96 |
| Maximum Profit/Loss | 97 |
| Max Losers and Maximum Winners..... | 99 |
| Consecutive Losers and Winners | 100 |
| Trailing Stop..... | 101 |
| Percentage Bank Increase Stop | 103 |
| Advanced Settings..... | 104 |
| Bet on Starting Price | 105 |
| Unsettled Markets Allowed | 110 |
| Adjust Bet Ticks..... | 111 |
| Don't Bet On Reserves | 113 |
| Get Prices From Back/Lay | 114 |
| Keep Unmatched Bets In Play..... | 115 |
| Show/Include Commission | 116 |
| Use Profit/Loss From Results | 117 |
| Virtual Wallet..... | 119 |
| Selections..... | 120 |
| Bet On xth Favourite | 121 |
| Number of Favourites..... | 122 |
| Exclude xth Favourite..... | 123 |
| Only If xth Favourite..... | 124 |
| Extra Scenarios | 125 |
| Automated Selection Strategies | 127 |
| Stake Plans..... | 128 |
| Fixed Stake back and lay..... | 129 |
| Percentage Of Bank Stake back and lay..... | 130 |
| Fixed Liability Stake – lay only | 131 |
| Percentage Bank Liability Stake – lay only..... | 132 |
| Recovery Stake – back and lay | 133 |
| Loss Pot Recovery Staking Plan - lay only..... | 136 |
| Fibonacci Sequence Stake – back and lay..... | 137 |
| Maria Staking Plan – back and lay | 138 |
| Lay 1- 4 Staking Plan – Lay only | 140 |
| Lay88 Staking Plan – Lay only | 142 |
| Custom Multiplier Stake – back and lay | 143 |
| Target Profit Staking Plan – back only..... | 144 |
| Dutching Staking Plan – back only | 146 |
| Dutching Set Target Profit Staking Plan – back only | 148 |
| D'Alembert Staking Plan - back only | 150 |
| Profit Per Race Staking Plan - back only | 152 |
| Retirement Staking Plan - back only..... | 155 |
| Accumulator Stake – back only..... | 156 |

| | |
|--|-----|
| Keep Values After Reload | 159 |
| Strategies | 160 |
| Trap/Saddle Cloth Sequence Selection | 161 |
| Multiple Trap/Saddle Cloth Selection | 163 |
| Multiple Favourite Selections..... | 165 |
| Last Trap/Saddle Cloth Selection..... | 166 |
| Favourite Selection/No Strategy..... | 167 |
| All Trap Selection | 168 |
| 1st Selection Strategy | 169 |
| Manual Selections Tab | 170 |
| Manual Bets..... | 172 |
| Results | 174 |
| Red Event Rows (Rows Turning Red)..... | 175 |
| Saving Settings..... | 176 |
| Reasons for No Bets..... | 177 |
| Running Multiple Bots/Instances | 178 |
| To Be Successful..... | 181 |
| Racing Radio Services | 184 |
| Betfair..... | 185 |
| Support..... | 186 |

BetBotPRO User Manual

Published Date: 30 May 2019



BetBotPRO Automated Betfair Bot v5

Betfair API-NG

<https://www.betbotpro.com>

Legal Stuff

Copyright © 2019 <https://www.betbotpro.com>

Published by <https://www.betbotpro.com>

All material in the manual is protected by the Copyright Act of 1956. No part of this report may be reproduced or transmitted in any form or by any means, electronic or mechanical, including photocopying without permission in writing from the Author. Failure to do so may lead to prosecution.

ALL RIGHTS RESERVED

DISCLAIMER AND/OR LEGAL NOTICES:

Every effort has been made to accurately represent this products potential. Even though this industry is one of the few where one can write one's own cheque in terms of earnings, there is no guarantee that you will earn any money using the techniques and ideas in these materials. Examples in these materials are not to be interpreted as a promise or guarantee of earnings. Earning potential is entirely dependent on the person using our product, ideas and techniques. This does not purport to be a "get rich scheme".

Any claims made of actual earnings or examples of actual results can be verified upon request. Your level of success in attaining any results claimed in our materials depends on the time you devote to the program, ideas and techniques mentioned and your finances, knowledge and various skills. Since these factors differ according to individuals, we can neither guarantee your success or income level, nor are we responsible for any of your actions.

Any and all forward looking statements here or on any of our sales materials are intended to express our opinion of earnings potential. Many factors will be important in determining your actual results and no guarantees are made that you will achieve results similar to ours or anybody else's. In fact no guarantees are made that you will achieve any positive results from the ideas and techniques in our material.

Neither BetBotPRO, nor anyone associated with BetBotPRO accepts any responsibility what so ever for any loss that may be sustained as a result of the use (or misuse) of The BetBotPRO Software, irrespective of how that loss might be sustained. BetBotPRO does not guarantee winnings and cannot be held liable for losses resulting from the use of information obtained from within this document or sites, or use of The BetBotPRO Software.

Although this automated software has been extensively tested prior to release we cannot accept liability for any malfunction, it is expected that the program will be supervised at all times during operation by the license owner.

Warning

Betting can be very risky and users should only speculate with money that they can comfortably afford to lose, and should ensure that the risks involved are fully understood, seeking advice if necessary.

Be responsible about gambling <https://www.gambleaware.co.uk>

Introduction

Welcome to the Betbotpro software and thank you for having the foresight to purchase this software. I'm sure you will be extremely pleased once you start seeing the potential of the software and how it can help you in taking daily amounts from Betfair much more consistently.

I initially designed the software from a quest to find strategies that worked in the greyhound racing market. Liquidity doesn't enter the market until a few minutes before the race start and so you had to be at your pc to place a bet or monitor the race. Now there are other applications out there but they are usually only available for expensive recurring monthly fees so I wasn't interested. I decided to design my own program with the functions I required and here is the result of many years work.

This will be just the beginning and hopefully based on your feedback we can improve the bot software and include other new features.

Please make sure you read everything so you understand the functions and operation of the software fully. If you have any questions please don't hesitate to email or use the forum via the members area.

The secret to success is not being greedy, accepting a sensible profit target everyday depending on your risk and bank available & limit your losses. Losses are inevitable but if you treat it like a business, they are *simply business expenses*. Aiming to be profitable in the longer term is what you're after, finding that edge.

One thing you will notice when running the software is that profits can build up quickly. Remember they can also be taken away quickly so don't get greedy and take your profit and call it a day.

There are so many strategies you can use it's impossible to cover all of them. You can use your own system, or simply follow a lay tipster's recommendation. You could also lay the tips given by a back to win tipster that has a terrible record.

With greyhounds you can lay the dog with the fastest time, slowest time etc. by looking at the form cards on racingpost.com or Betfair. You could lay all dogs in Trap1 or lay all favourite dogs between certain odds. The choice is really endless.

Pre-Requisites

You need a Windows based PC with Microsoft .Net 4.7 installed.

You most likely already have .NET installed but you can download that here if required:

<https://dotnet.microsoft.com/download/thank-you/net472>

You also need a screen resolution of 1280x1024 otherwise problems occur.

If you can't see the settings panel you should increase your resolution or re-size the bot window.

You should download the setup program to your desktop or downloads folder.

Double click the Betbotpro-setup.msi file to start the bot installation.

Enter your activation token in the box provided to validate your license. If you don't have an activation token key you can run a trial.

Please take time to read this manual and [watch the videos](#) to get the most out of the software.

Two or more instances of the software can be run if required.

You can simply click the desktop icon again to run another instance or click launch new instance from within the software Instance tab .


You can run multiple bots on the same account or place manual bets as well as run the bot.

If you want to run additional copies on other computers then an additional license can be bought from the member's area/website at www.betbotpro.com.

Quick Start

1.Download the install setup program to your desktop. Run the installer by double clicking it. This will install the software. Just follow the prompts.

2.Run the software by clicking the desktop shortcut.



3.

4.Login with your Betfair user name and password (You must have a funded Betfair account to login, if you have no funds an error will occur. Your Betfair name also has to be registered else you get a “login unauthorised” error)

The screenshot shows a software window titled 'Login :: Untitled#022'. It contains a login form with fields for 'Username' (containing 'YourBFusername') and 'Password' (containing '*****'). There is a 'remember' checkbox which is checked. Below the password field are two checkboxes: 'Use IE Proxy Settings' and 'Use Romania Exchange', both of which are unchecked. At the bottom of the login section are two buttons: 'Instance Manager' and 'Login'. Below the login section is a 'Registration' section. It contains a text input field, three buttons: 'Resend Token', 'Deactivate', and 'Request Trial', and another text input field containing the token '410ea7d9-03cd-4839-bb31-e4372d61ab0'. Below this are two more buttons: 'Register Token' and 'Buy'. At the bottom of the registration section, it says 'Licence expires in 6913 days, 9 hours, 19 minutes.' The footer of the window shows 'v. 5.27.0.0' on the left and 'Status Service' on the right.

5 Quick Start Graphic

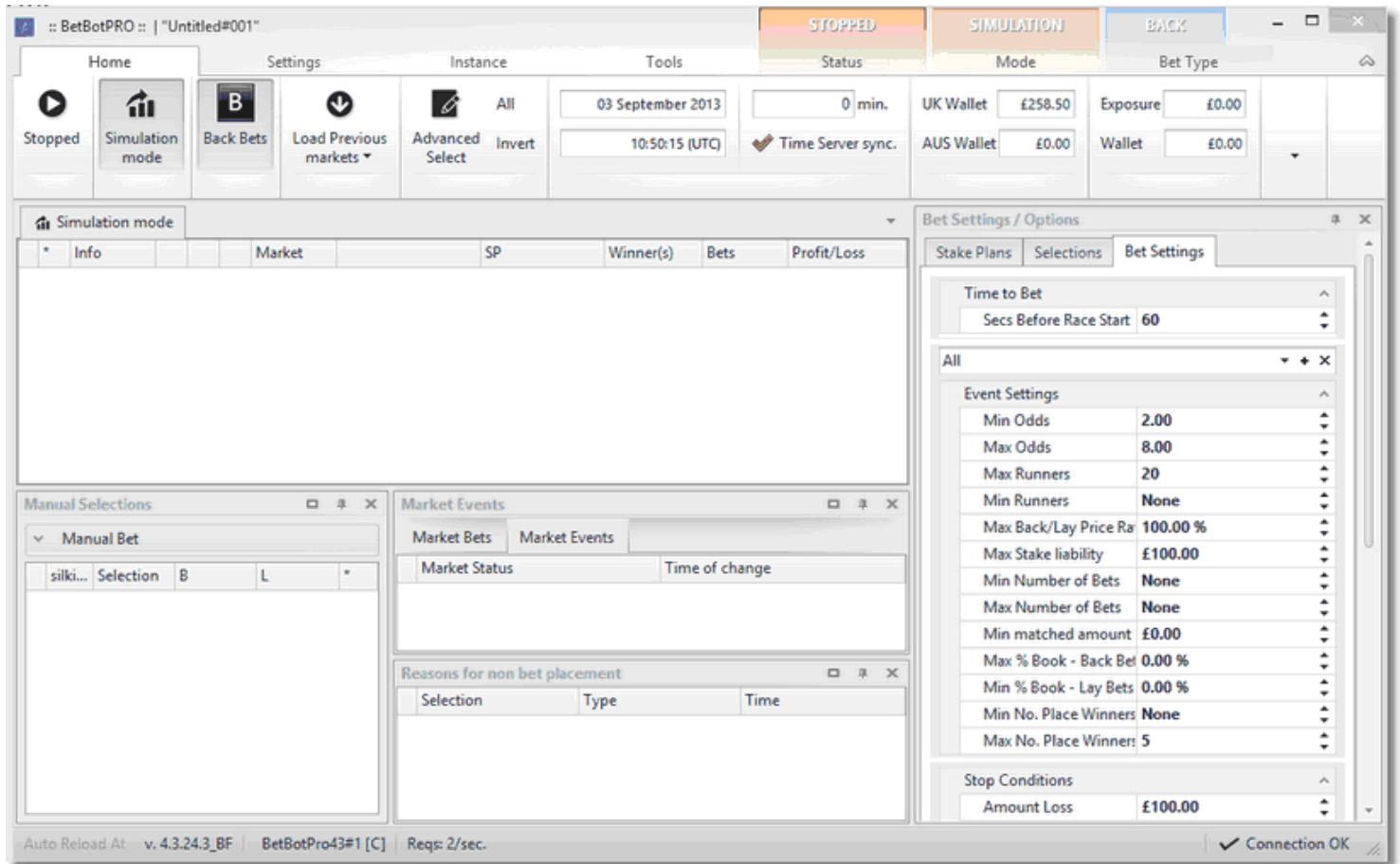
The screenshot shows the BetBotPRO software interface with the following components and callouts:

- 1. Click Live or Simulation:** Points to the 'Simulation mode' button in the top left toolbar.
- 2. Select Back or Lay bets:** Points to the 'Lay Bets' button in the top left toolbar.
- 3. Load Events/Races:** Points to the 'Load Previous markets' button in the top left toolbar.
- 4. Set time to bet:** Points to the 'Time to Bet' dropdown menu in the 'Bet Settings / Options' panel, set to '5' seconds.
- 5. Set odds range filter:** Points to the 'Min Odds' and 'Max Odds' settings in the 'Event Settings' section of the 'Bet Settings / Options' panel.
- 6. Choose staking plan:** Points to the 'Stake Plans' tab in the 'Bet Settings / Options' panel.
- 7. Tick the race row for a favourite OR tick a manual selection on the grid:** Points to the 'Manual Bet' table in the 'Manual Selections' panel, specifically to the 'Book %' row.
- 8. Click start:** Points to the 'Simulation mode' button in the top left toolbar.

The interface includes a top status bar with 'STOPPED', 'SIMULATION', and 'LAY' modes. The main area displays a list of races with columns for Info, Market, SP, Winner(s), Bets, and Profit/Loss. The 'Manual Selections' panel shows a table with columns for Selection, B, L, and a checkbox. The 'Bet Settings / Options' panel contains various settings for event settings, stake plans, and stop conditions.

1. Select simulation or live mode on the home menu. This will change mode instantly, no need to reload events.

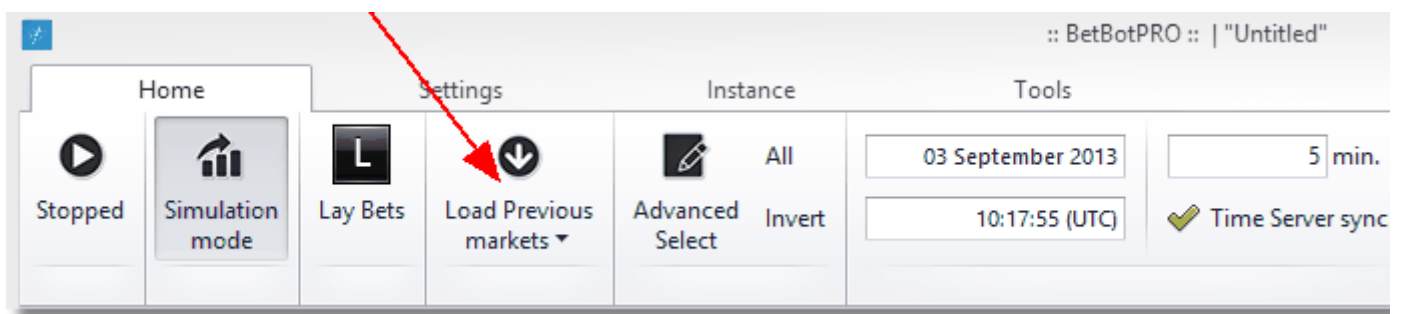
The bot status can be seen in the top right window as to what mode it is in.



2. Set the bet type on the main menu button, back or lay.



3. Click the load new markets or load previous markets button to select the events you want to bet on 'Greyhound Racing', 'Horse Racing', 'Soccer' etc. .



Select what countries/markets you want to load from UK/IRE/AUS/US/RSA/NZ . Also select the market type, like Winner Markets, Place Markets etc. Click the Load button.

Markets

Common Filters

Countries: GBR

Event Types: Horse Racing

Racing Filters

Event Names:

☐ Winner Markets ☒ Place Markets

☐ Forecast Betting ☐ Markets with Starting Pri

Race Number:

Race Distance:

Extra Event Info:

Soccer Filters

Market Type:

Load

Cancel

| MarketName | StartD... | Coun... | Num... | Num... | SP Bet... | Menu... | Distan... | ExtraE... | RaceNu... |
|--------------|-----------|---------|--------|--------|-----------|---------|-----------|-----------|-----------|
| Horse Racing | | | | | | | | | |

☒ Contains([MarketName], 'Placed') And Not Contains([MarketName], 'Forecast') And [EventType] = '7' And [Count...Edit Filter

4. Set the time before the race starts to place your bet. Under Bet Settings/option, Bet Settings tab.

Bet Settings / Options

Stake Plans Selections Bet Settings

Time to Bet

Secs Before Race Start: 5

All

Event Settings

| | |
|--------------------------|----------|
| Min Odds | 1.02 |
| Max Odds | 1.95 |
| Max Runners | 20 |
| Min Runners | 7 |
| Max Back/Lay Price Ratio | 100.00 % |
| Max Stake liability | £100.00 |
| Min Number of Bets | 2 |
| Max Number of Bets | None |
| Min matched amount | £0.00 |
| Max % Book - Back Bets | 0.00 % |
| Min % Book - Lay Bets | 0.00 % |
| Min No. Place Winners | None |
| Max No. Place Winners | 5 |

5. Set your Min and Max Odds/Price range.

The screenshot shows the 'Bet Settings / Options' window with the 'Bet Settings' tab selected. The 'Event Settings' section is expanded, and the 'Min Odds' and 'Max Odds' fields are highlighted with a red box. The 'Time to Bet' section shows 'Secs Before Race Start' set to 5.

| Time to Bet | |
|------------------------|---|
| Secs Before Race Start | 5 |

| Event Settings | |
|--------------------------|----------|
| Min Odds | 2.50 |
| Max Odds | 4.00 |
| Max Runners | 20 |
| Min Runners | 7 |
| Max Back/Lay Price Ratio | 100.00 % |
| Max Stake liability | £100.00 |
| Min Number of Bets | 2 |
| Max Number of Bets | None |
| Min matched amount | £0.00 |
| Max % Book - Back Bets | 0.00 % |
| Min % Book - Lay Bets | 0.00 % |
| Min No. Place Winners | None |
| Max No. Place Winners | 5 |

6. On the Stake Plans tab select the staking you want to use and the stake.

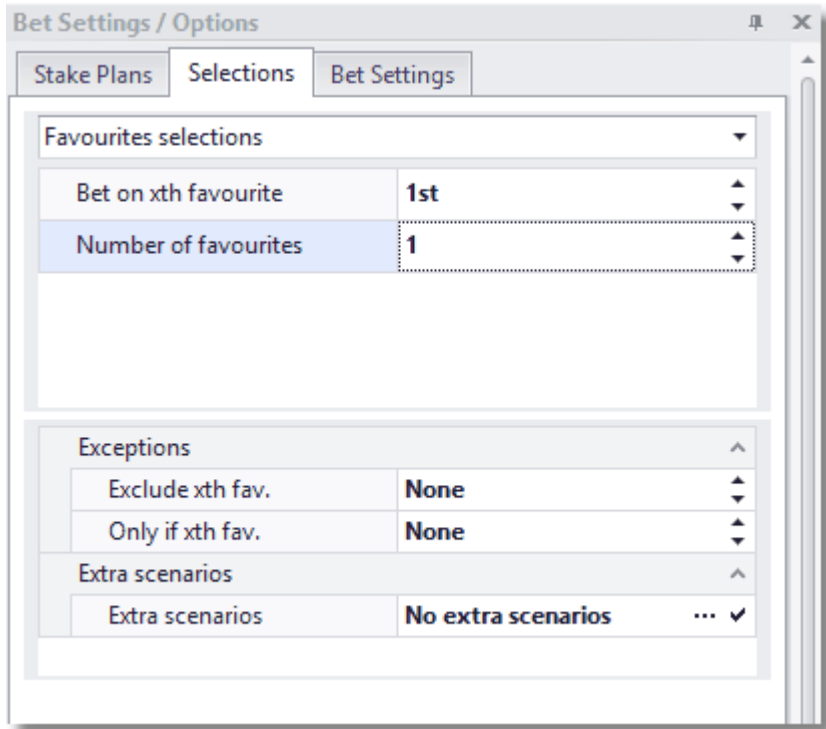
The screenshot shows the 'Bet Settings / Options' window with the 'Stake Plans' tab selected. The 'Lay Stake Plans' dropdown is set to 'Fixed liability stake'. The 'Stake Settings' section is expanded, and the 'InitialStake' field is set to £2.00.

| Lay Stake Plans | |
|------------------|-----------------------|
| Lay Stake Plans: | Fixed liability stake |

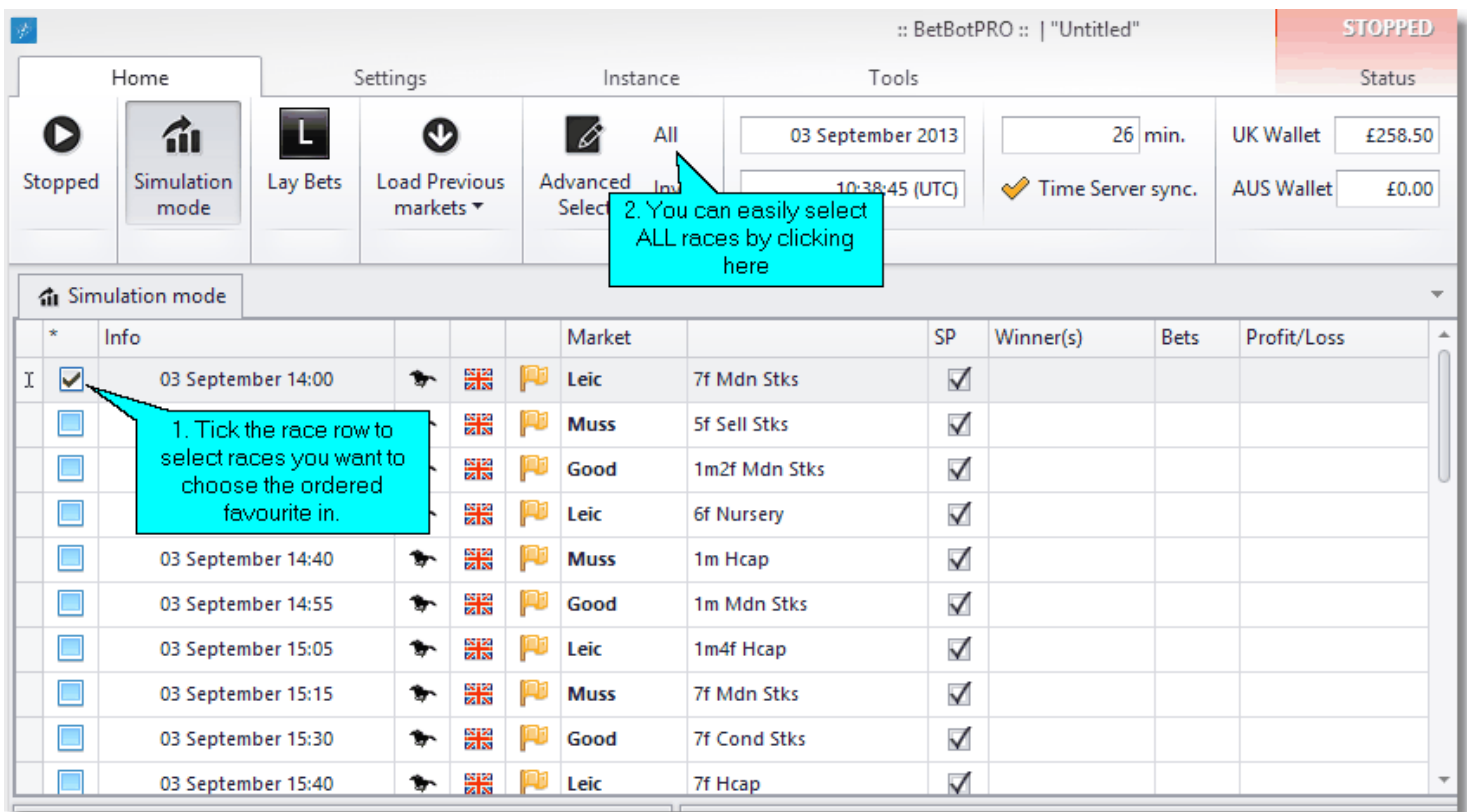
☐ Keep values after reload

| Stake Settings | |
|----------------|-------|
| InitialStake | £2.00 |

7. If you want to bet on a favourite then select the ordered favourite.



If betting on favourites select the race row tick box for the races you want to bet on.



8. To select your own or manual selections then click the Race row which will show the runners available in the manual selections window. The selections grid will then be shown so you can tick the selection or selections to bet on.

Bet Settings / Options

Stake Plans
Selections
Bet Settings

Time to Bet

Secs Before Race Start
5

All

Event Settings

Min Odds
2.50

Max Odds
4.00

Max Runners
20

Min Runners
7

Max Back/Lay Price Ratio
100.00 %

Max Stake liability
£100.00

Min Number of Bets
2

Max Number of Bets
None

Min matched amount
£0.00

Max % Book - Back Bets
0.00 %

Min % Book - Lay Bets
0.00 %

Min No. Place Winners
None

Max No. Place Winners
5

Stop Conditions

Amount Loss
£100.00

Amount Profit
£100.00

Max Losers
None

Max Winners
None

Consecutive Losers
None

Consecutive Winners
None

Trailing Stop
☐

% Bank Increase
0.00 %

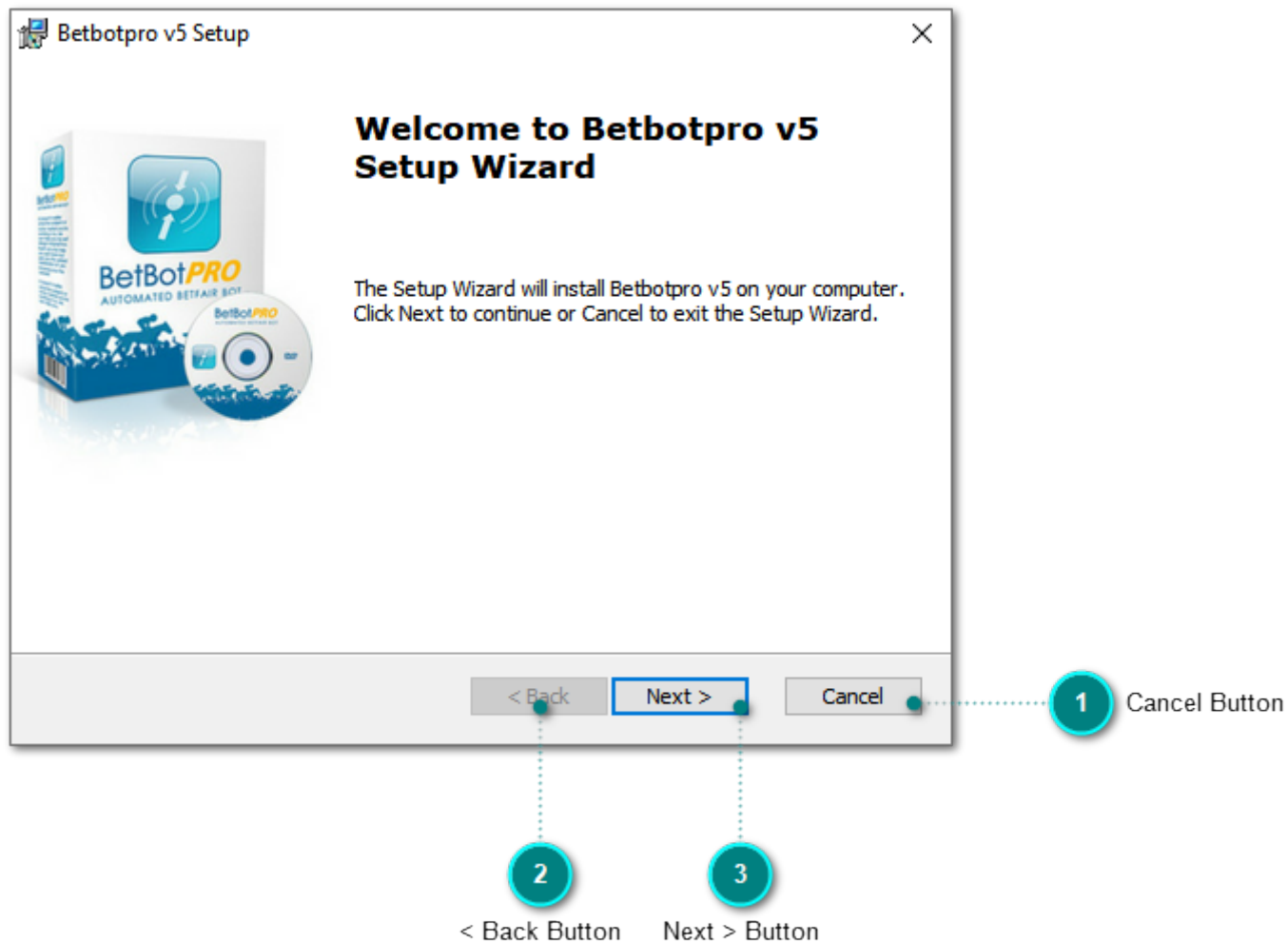
Installation

Run the installer program betbotpro-setup.msi you have downloaded and follow the prompts and accept the defaults.

You may also get some windows confirmation warnings. You will see the following windows:

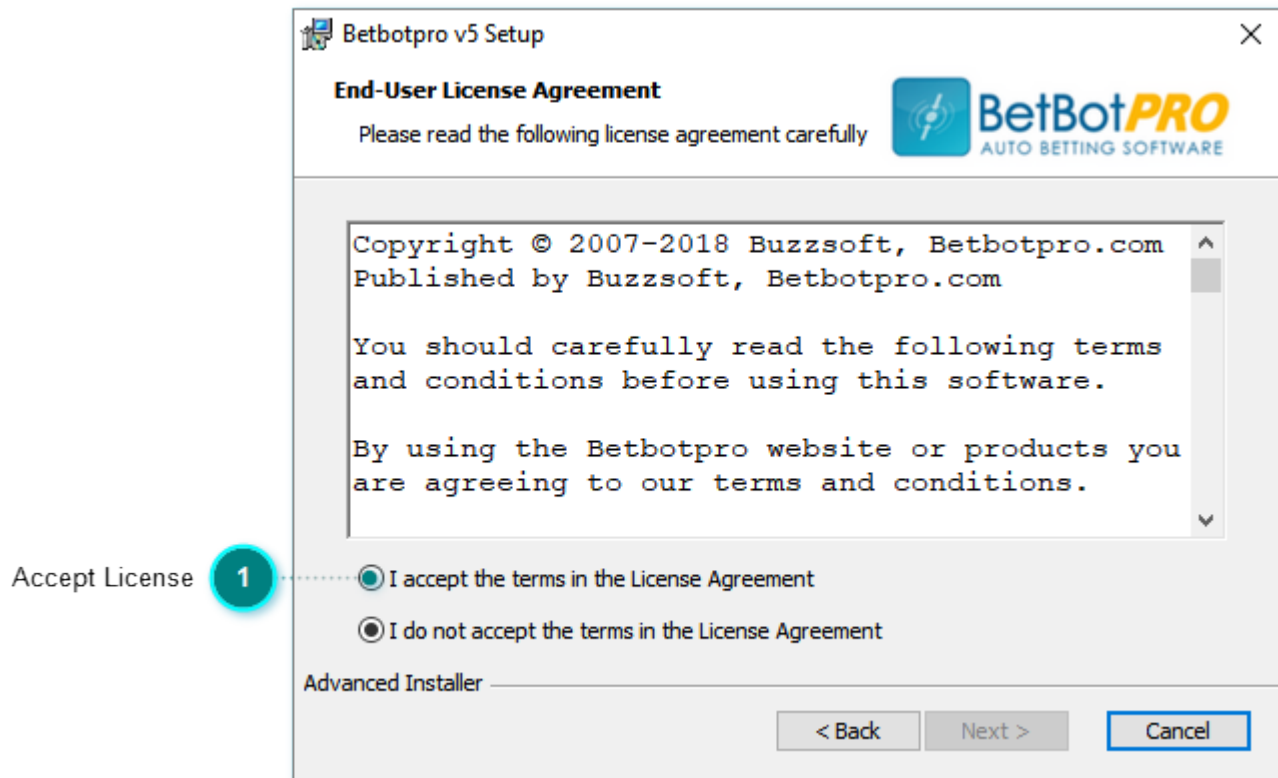
You can download the latest version here:

<https://www.betbotpro.com/free-trial-betfair.html>



Click next

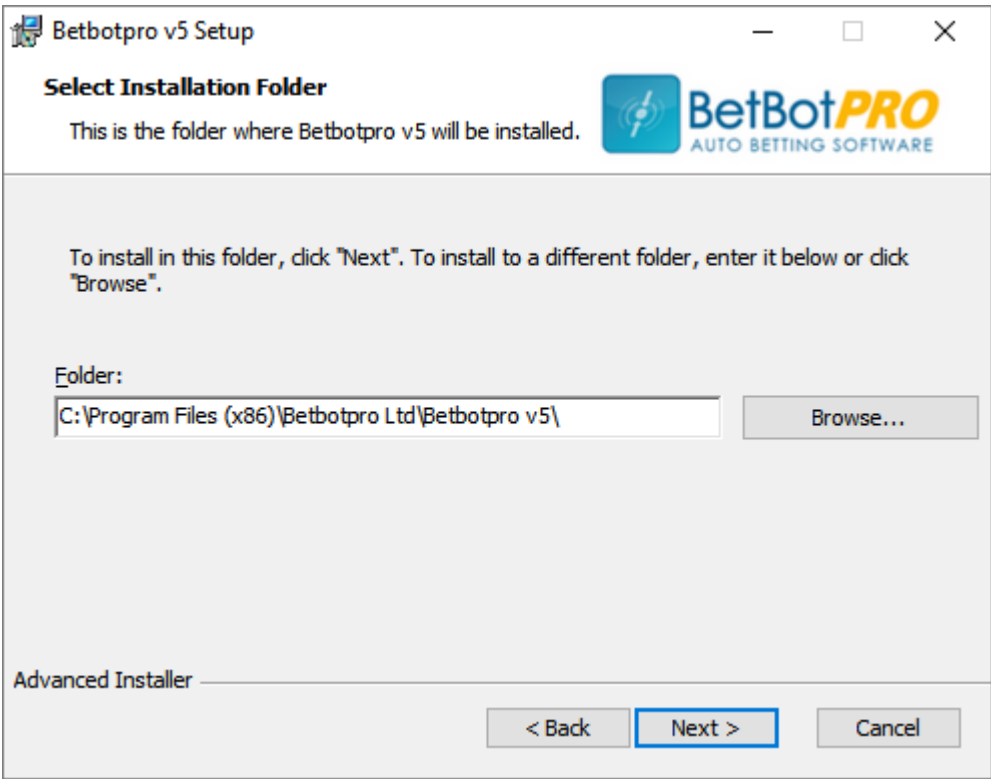
Accept the license agreement and click next



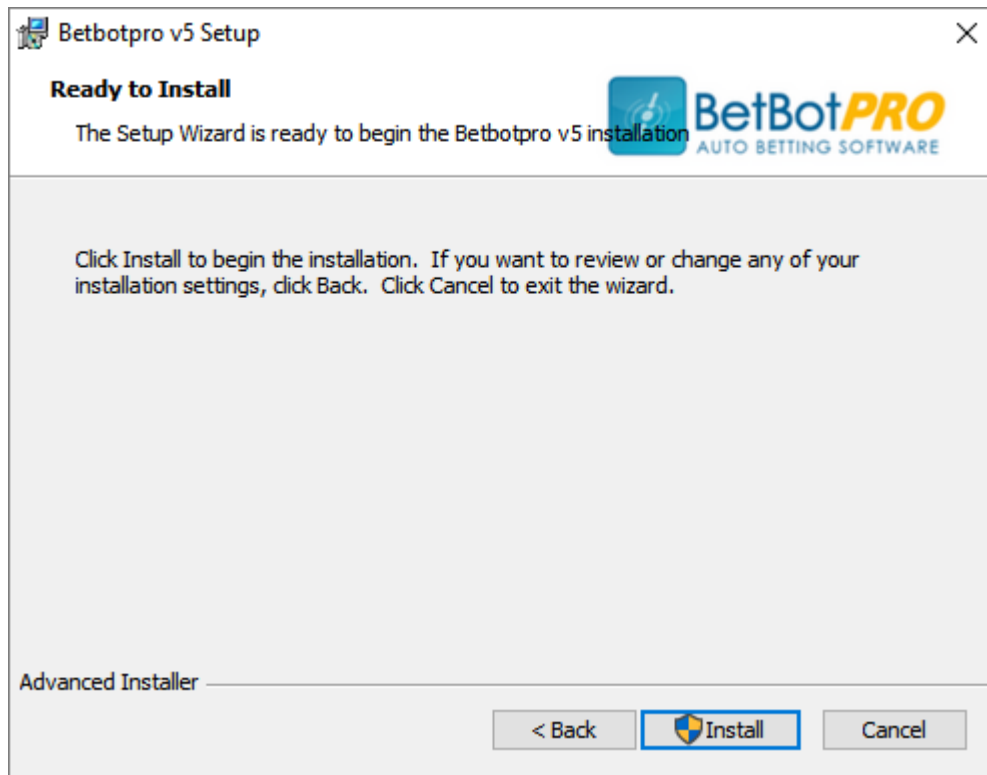
Accept License

Click next

Click next



Click Install



You will now see a shortcut on your desktop. Simply double click to run the software.

Software Activation

When you first run the software you will be able to run it as a trial, simply enter your Betfair user name and password.

You should un-install any previous versions before installing a new version.

If your trial has expired or you have just purchased the software you will need to enter an activation token. You can purchase the software by clicking the Buy now button or going to

<https://www.betbotpro.com>

If this is the first time you have run the software you can request a trial by entering your email address and clicking Request Trial. A trial token will then be emailed to you. Simply enter the token in the box at the bottom and click Register.

The screenshot shows the 'Login :: Untitled#022' window of the Betbot Pro software. It features a login section at the top and a registration section below. Numbered callouts (1-5) point to specific fields and buttons:

- 1**: Points to the 'Username' field, which contains 'YourBFusername'.
- 2**: Points to the 'Password' field, which contains '*****'.
- 3**: Points to the 'YourEmail' field in the 'Registration' section.
- 4**: Points to the 'YourToken' field.
- 5**: Points to the 'Request Trial' button.

Other visible elements include a 'remember' checkbox, 'Use IE Proxy Settings' and 'Use Romania Exchange' checkboxes, an 'Instance Manager' dropdown, a 'Login' button, 'Resend Token', 'Deactivate', and 'Register Token' buttons, a 'Buy' button, and a license expiration notice: 'Licence expires in 6913 days, 7 hours, 9 minutes.' The version 'v. 5.27.0.0' and 'Status Service' are shown at the bottom.

To activate the software enter your token. You will receive the token by email after you have purchased or requested a trial.

Once activated you will see that you are using the full version and the login box will be available to enter your Betfair details.

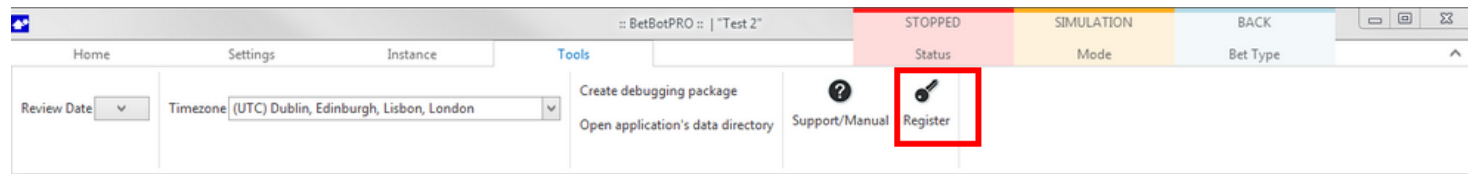
Un-Installing

You should not have to un-install the current installation of Betbotpro if you want to upgrade.

To un-install go to programs menu, find Betbotpro and select un-install. You can also un-install from the windows control panel, add/remove programs.

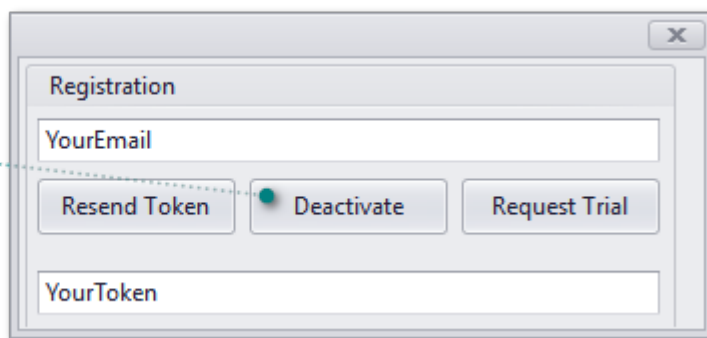
Move Software to a New Computer

In the Register menu you can check your activation code and Deactivate your license if you need to move it to another PC.



De-activate here

1



You can also de-activate via the login screen

De-activate here

1

Login :: Untitled#022

Username

remember ☒

Password

☐ Use IE Proxy Settings ☐ Use Romania Exchange

Instance Manager

Registration

Licence expires in 6913 days, 6 hours, 58 minutes.

v. 5.27.0.0 | Status Service

Betfair Notice:

Dear Betfair Software Vendor,

We are writing to you as a Vendor who offers a simulation mode as part of their software offering.

We ask that you make your customers aware that the simulation mode makes real requests for live Betfair data.

This is important from a Data Request charge and an efficiency point-of-view.

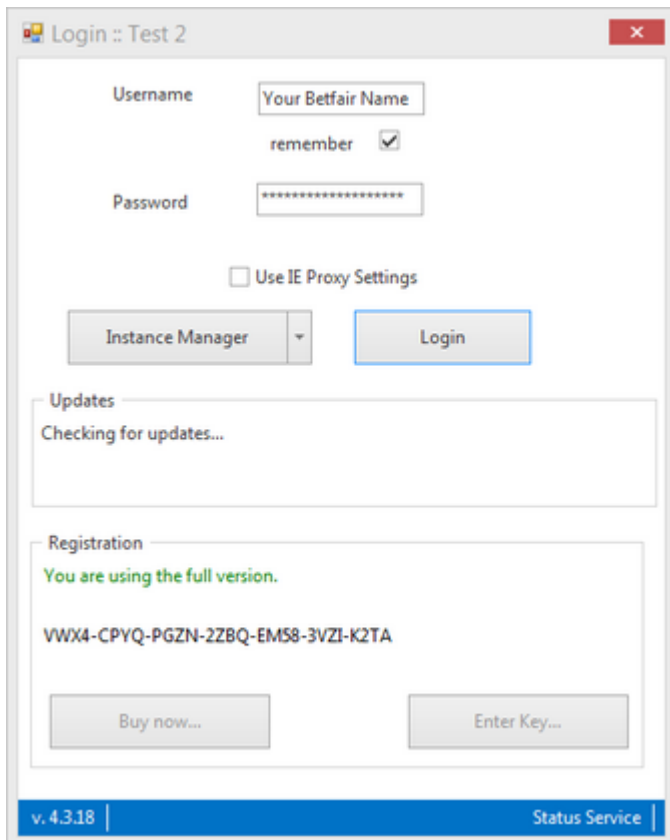
It should be made clear that the functionality (like any feature of the software) is offered as a tool to aid bet placement and not intended for long term data analysis.

If customers wish to test strategies, they should instead use the Historical Data services made available via <http://data.betfair.com/> or <http://www.fracsoft.com> – rather than relying on the live system.

This is a much more efficient way for Betfair to provide such data.

Getting Started

Once you have double clicked on the Betbotpro shortcut file on the desktop to start the bot you will need to login to your Betfair account shown below:



The screenshot shows a login window titled "Login :: Test 2". It contains the following elements:

- Username:** A text box with "Your Betfair Name" and a "remember" checkbox checked.
- Password:** A text box with masked characters "*****".
- Use IE Proxy Settings:** An unchecked checkbox.
- Buttons:** An "Instance Manager" button with a dropdown arrow and a "Login" button.
- Updates:** A section titled "Updates" with the text "Checking for updates..."
- Registration:** A section titled "Registration" with the text "You are using the full version." and a key "VWX4-CPYQ-PGZN-2ZBQ-EM58-3VZI-K2TA". Below this are "Buy now..." and "Enter Key..." buttons.
- Footer:** A blue bar at the bottom with "v. 4.3.18" on the left and "Status Service" on the right.

Simply enter your Betfair user name and password.

You can decide to remember your user name by ticking the box. Leave Use IE proxy settings un-ticked unless you are behind a proxy server on your network in which case you can use the IE proxy settings.

Basic Layout

The bot consists of 4 areas:

- 1) The top menu area showing the account information, the 'Start/Stop' button, simulation mode and the 'Load Races' button. There are also other tabs called Settings, Instance & Tools.
- 2) The main area showing all the races, events, results and profit/loss.
- 3) The right area showing all the bet options.
This is split into multiple sections. Stake Plans, Selections & Bet Settings
- 4) The bottom area to see the runners and odds, any bets placed, market event details & reasons for bets not being placed.

The screenshot shows the BetBotPRO software interface. The top bar includes tabs for Home, Settings, Instance, Tools, Status, Mode, and Bet Type. The main area is divided into several panels:

- Top Panel:** Contains buttons for Stopped, Simulation mode, Back Bets, Load Previous markets, Advanced Select, and Invert. It also displays the date (03 September 2013), time (10:59:55 UTC), and wallet information (UK Wallet: £258.50, AUS Wallet: £0.00).
- Simulation mode Panel:** A table showing race information. Red number 1 points to the top bar of this panel. Red number 2 points to a row in the table.
- Manual Selections Panel:** A table showing manual bet selections. Red number 4 points to the bottom of this panel.
- Market Events Panel:** A panel showing market status and reasons for non bet placement. Red number 3 points to the Event Settings section in the Bet Settings / Options panel.
- Bet Settings / Options Panel:** A panel showing various settings for the simulation, including Time to Bet, Event Settings, and Stop Conditions.

The bottom status bar shows "Auto Reload At v. 4.3.24.3_BF", "BetBotPro43#1 [C]", "Reqs: 2/sec.", and "Connection OK".

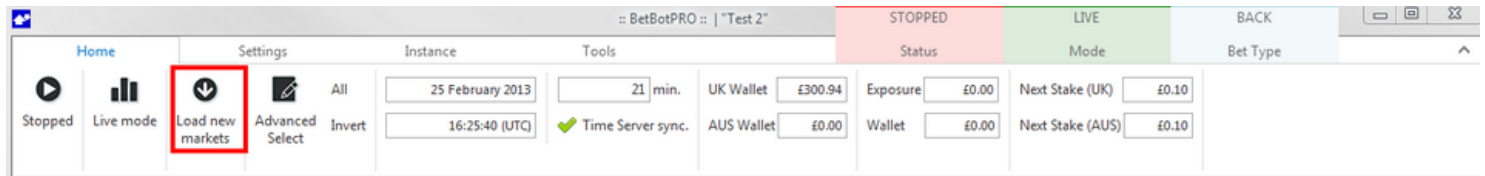
When the software runs for the first time, the main area 1 is empty. This means that no races have been loaded.

This screenshot shows the same BetBotPRO software interface as the first screenshot, but with the main area 1 empty. The top bar and other panels are identical. The main area 1 is empty, indicating that no races have been loaded. The bottom status bar shows "Auto Reload At v. 4.3.24.3_BF", "BetBotPro43#1 [C]", "Reqs: 2/sec.", and "Connection OK".

Loading Races/Events

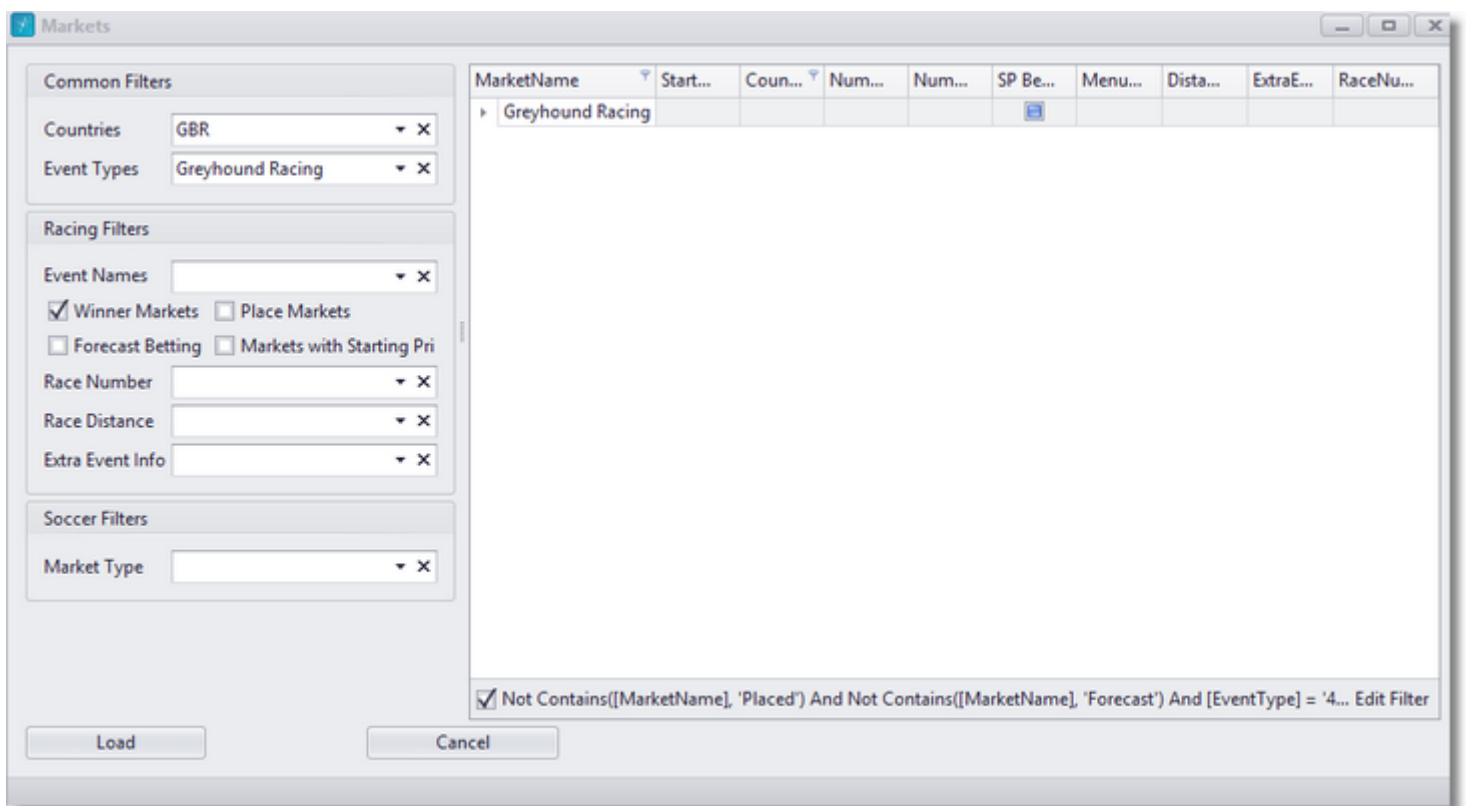
Firstly you need to decide what markets or events you want to load. Greyhound racing only, Horse racing only, Horse and Greyhound races, Football, Tennis etc.

Click load new markets.



Select the tick box for the countries/markets you intend to use - Greyhounds, Horses, Soccer or tick any combination of them. It is advisable to stick to one market at a time due to possible event times conflicting.

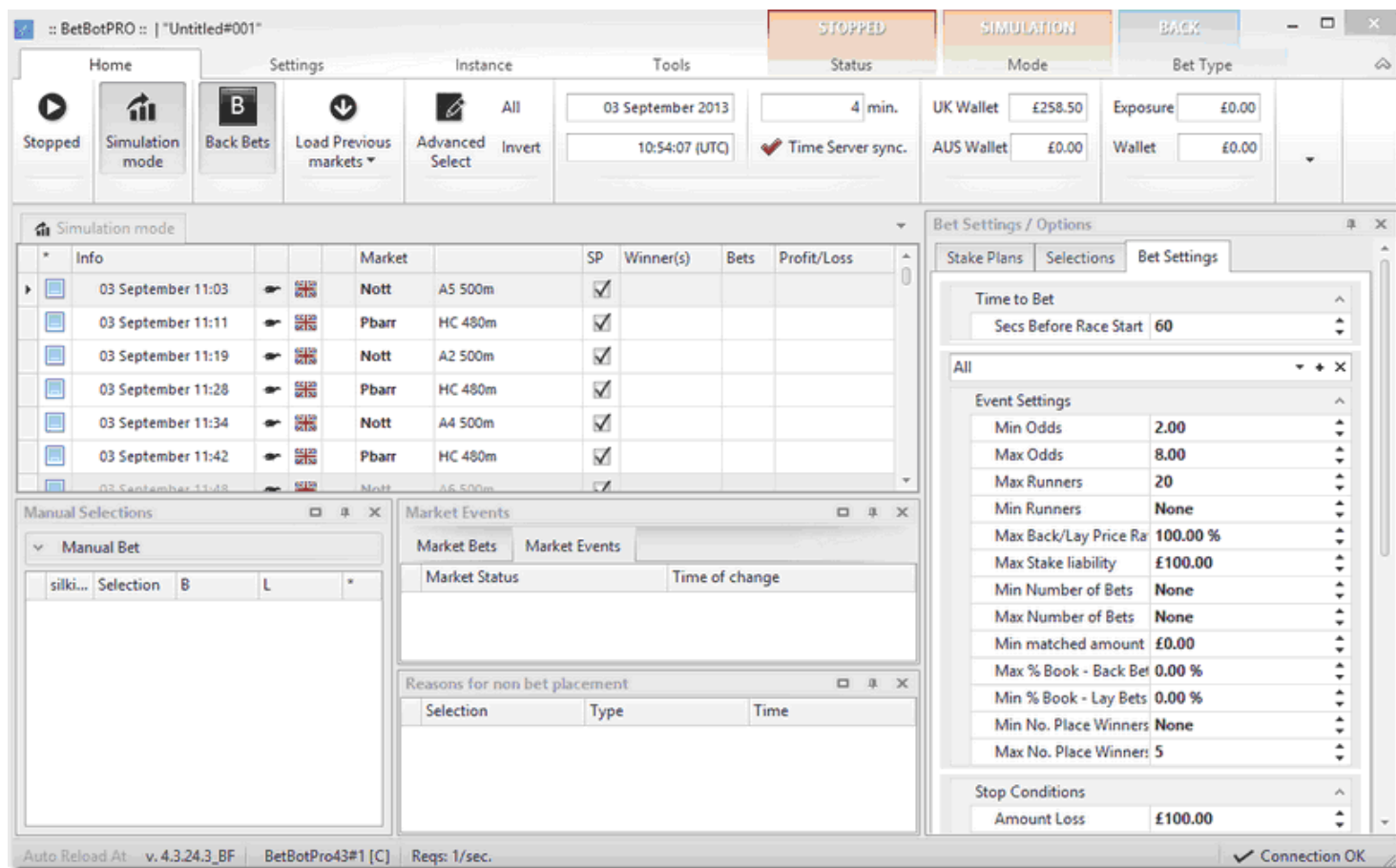
Check the type of market you want like Win markets or Place markets (each way markets).



You then need to click the 'Load' button. After a short delay all the events, in this case for UK & Irish Greyhound races appear in the main area.

In order for the bot to be functional it has to collect the runner names for each race.

This procedure won't take long, so automatically after all the races have been loaded, the bot starts to collect the runner names from Betfair for one race at a time.



When the background colour of a row becomes white, the runner names for the corresponding race have been collected. This procedure is required at the beginning of each day, and should take less than a minute to load all races.

Notice that all the times shown are in GMT/UTC. You can change Time zone in the Tools Menu.

If you click on the Selections tab on the right hand side the selections panel opens.

If you click on an events row you will notice that a list of runners appears on the right area under the selections tab.

:: BetBotPRO :: | "Untitled#001"
 STOPPED
SIMULATION
BACK

Home Settings Instance Tools Status Mode Bet Type

Stopped Simulation mode Back Bets Load Previous markets Advanced Select Invert

03 September 2013 7 min. UK Wallet £258.50 Exposure £0.00
 10:56:31 (UTC) Time Server sync. AUS Wallet £0.00 Wallet £0.00

Simulation mode

Click the event row to show the runners available and the

| Info | Market | Bets | Profit/Loss |
|--------------------|---------------|-------------------------------------|-------------|
| 03 September 11:03 | Nott A5 500m | <input checked="" type="checkbox"/> | |
| 03 September 11:11 | Pbarr HC 480m | <input checked="" type="checkbox"/> | |
| 03 September 11:19 | Nott A2 500m | <input checked="" type="checkbox"/> | |
| 03 September 11:28 | Pbarr HC 480m | <input checked="" type="checkbox"/> | |
| 03 September 11:37 | Nott A6 500m | <input checked="" type="checkbox"/> | |
| 03 September 11:46 | Nott A6 500m | <input checked="" type="checkbox"/> | |

Runners with back & lay odds

Manual Selections

| Selection | B | L | |
|----------------|-------|-------|--------------------------|
| Book % | 25.00 | 65.00 | |
| 1. Tullymu... | 4.80 | 15.00 | <input type="checkbox"/> |
| 2. Clonte... | 4.30 | 7.00 | <input type="checkbox"/> |
| 3. Run Da... | 3.65 | 7.00 | <input type="checkbox"/> |
| 4. Magna ... | 3.05 | 4.40 | <input type="checkbox"/> |
| 5. Salacres... | 11.50 | 28.00 | <input type="checkbox"/> |
| 6. Port Foxy | 5.90 | 12.50 | <input type="checkbox"/> |

Market Events

Market Bets Market Events

Market Status Time of change

Reasons for non bet placement

| Selection | Type | Time |
|-----------|------|------|
|-----------|------|------|

Bet Settings / Options

Stake Plans Selections Bet Settings

Time to Bet

Secs Before Race Start 60

All

Event Settings

Min Odds 2.00
 Max Odds 8.00
 Max Runners 20
 Min Runners None
 Max Back/Lay Price Ra 100.00 %
 Max Stake liability £100.00
 Min Number of Bets None
 Max Number of Bets None
 Min matched amount £0.00
 Max % Book - Back Bet 0.00 %
 Min % Book - Lay Bets 0.00 %
 Min No. Place Winners None
 Max No. Place Winner 5

Stop Conditions

Amount Loss £100.00

Auto Reload At v. 4.3.24.3_BF BetBotPro43#1 [C] Reqs: 2/sec. Connection OK

The runners will show the current Exchange prices. To refresh just click the event row again.

Selecting your runners

There are various options for the selection of bets.

1. [You can select runners using an automated selection process, like an ordered favourite.](#)
2. [You can select single or multiple manual selections of your choice.](#)
3. [You can select multiple automated selections like 1st and 2nd favourites.](#)
4. [Strategies can also be used to select selections.](#)
5. [Import selections from csv file or The Betplan.](#)

Back/Lay the numbered favourite:

Tick the races you want to monitor on the left. These races will be selected to place a bet on a favourite.

You can tick all the races at once by pressing the 'All' button. You will invert the selected races with the 'Invert' button.

The screenshot shows the BetBotPRO interface in Simulation mode. The top bar includes tabs for Home, Settings, Instance, and Tools. The Instance tab is active, displaying a list of races. A callout box points to the 'All' button, stating "2. You can easily select ALL races by clicking here". Another callout box points to the first race row, stating "1. Tick the race row to select races you want to choose the ordered favourite in.".

| * Info | Market | SP | Winner(s) | Bets | Profit/Loss |
|--|--------------------|-------------------------------------|-----------|------|-------------|
| <input checked="" type="checkbox"/> 03 September 14:00 | Leic 7f Mdn Stks | <input checked="" type="checkbox"/> | | | |
| <input type="checkbox"/> 03 September 14:00 | Muss 5f Sell Stks | <input checked="" type="checkbox"/> | | | |
| <input type="checkbox"/> 03 September 14:00 | Good 1m2f Mdn Stks | <input checked="" type="checkbox"/> | | | |
| <input type="checkbox"/> 03 September 14:00 | Leic 6f Nursery | <input checked="" type="checkbox"/> | | | |
| <input type="checkbox"/> 03 September 14:40 | Muss 1m Hcap | <input checked="" type="checkbox"/> | | | |
| <input type="checkbox"/> 03 September 14:55 | Good 1m Mdn Stks | <input checked="" type="checkbox"/> | | | |
| <input type="checkbox"/> 03 September 15:05 | Leic 1m4f Hcap | <input checked="" type="checkbox"/> | | | |
| <input type="checkbox"/> 03 September 15:15 | Muss 7f Mdn Stks | <input checked="" type="checkbox"/> | | | |
| <input type="checkbox"/> 03 September 15:30 | Good 7f Cond Stks | <input checked="" type="checkbox"/> | | | |
| <input type="checkbox"/> 03 September 15:40 | Leic 7f Hcap | <input checked="" type="checkbox"/> | | | |

You also need to select the favourite, 2nd fav, 3rd fav and so on, from the drop down box on the selections tab in the panel.

The screenshot shows the Bet Settings / Options panel. The 'Stake Plans' tab is selected. The 'Favourites selections' section shows 'Bet on xth favourite' set to '1st' and 'Number of favourites' set to '1'. The 'Exceptions' section shows 'Exclude xth fav.' and 'Only if xth fav.' both set to 'None'. The 'Extra scenarios' section shows 'Extra scenarios' set to 'No extra scenarios'.

The above races will be monitored and the 1st favourite selected.

Back/Lay manually one or more runners:

Tick one or more runners in the list on the selections panel area after clicking the event /race row.

The screenshot shows the BetBotPRO software interface in simulation mode. The main window displays a list of races with columns for Info, Market, SP, Winner(s), Bets, and Profit/Loss. A callout box points to the first race row (03 September 14:00) with the text: "1. Click the race row to show the selections grid". Another callout box points to the 'Manual Bet' panel with the text: "2. Check the selection or selections you want to choose". A third callout box points to the 'Manual Bet' panel with the text: "3. The race row will show that a manual selection has been made". The 'Manual Bet' panel shows a list of runners with their odds and a 'Book %' column. The 'Market Events' panel shows the market status as 'ACTIVE' and the time of change as '10:32:31'. The 'Bet Settings / Options' panel shows various settings for the bet, including 'Favourites selections', 'Bet on xth favourite', 'Number of favourites', 'Exceptions', and 'Extra scenarios'.

Peacemaker has been selected here. You do not need to tick the event row tick box.

If a manual selection is made the race/event tick box will turn to an icon for that race so that you know a selection has been made. You can only select individual selections for a race OR one of the favourites, NOT both. You will notice the selection toggle if you try to do both.

| | | | | | | |
|-------------------|------|---------|-------------------------------------|--|--|--|
| 25 February 17:38 | Monm | A4 480m | <input checked="" type="checkbox"/> | | | |
| 25 February 17:47 | Swin | A4 480m | <input checked="" type="checkbox"/> | | | |
| 25 February 17:56 | Monm | A6 480m | <input checked="" type="checkbox"/> | | | |

Icon squares indicate a specific/named selection has been made rather than a favourite

The manual selection bet can be excluded or included if it is an xth ordered favourite. So you can exclude the selection if it was the favourite for instance, or only include it if it was the favourite.

Bet Settings / Options

Stake Plans Selections Bet Settings

Favourites selections

| | | |
|----------------------|-----|----|
| Bet on xth favourite | 1st | ▲▼ |
| Number of favourites | 1 | ▲▼ |

Exceptions

| | | |
|------------------|------|----|
| Exclude xth fav. | None | ▲▼ |
| Only if xth fav. | None | ▲▼ |

Extra scenarios

| | | |
|-----------------|--------------------|-------|
| Extra scenarios | No extra scenarios | ... ✓ |
|-----------------|--------------------|-------|

Back/Lay multiple favourites:

The screenshot shows a software window titled "Bet Settings / Options". It has three tabs: "Stake Plans", "Selections", and "Bet Settings". The "Stake Plans" tab is active. Inside, there's a section for "Favourites selections" with two rows: "Bet on xth favourite" set to "1st" and "Number of favourites" set to "1". The second row is highlighted with a red rectangle. Below this is an "Exceptions" section with two rows: "Exclude xth fav." and "Only if xth fav.", both set to "None". At the bottom is an "Extra scenarios" section with one row: "Extra scenarios" set to "No extra scenarios".

Underneath the ordered favourite selection box is another numbered box. This allows you to select multiple favourites or how many favourites from the selected favourite. So 1st fav and the number 2 will select the first two favourites. See the favourite box description further down for more details. In the above example we will be betting on the 3rd and 4th favourites.

The selected runners (as a result of one of the above options) will be shown under the 'Market Bets' panel only when the current time is xx seconds before the race start, and xx is the 'Secs before place a bet' option (Bet Settings Panel/Betting Settings).

For any bet to be placed, a few things must happen:

- A) The selection price is less than 'Maximum Price' and more than 'Minimum Price' (Bet Settings/Selections tab).
- B) The 'Bot Status' (top area) is **Running**. This is accomplished by pressing the 'Start' button (top area).
- C) Also any other criteria you filter like number of runners, % back/lay ratio must also be within range for a bet to be placed.

| * Info | | | Market | SP | Winner(s) | Bets | Profit/Loss |
|--------------------|--|--|---------|-------------------------------------|------------------|-----------|-------------|
| 03 September 11:42 | | | HC 480m | <input checked="" type="checkbox"/> | 6. Oakhill Rosie | 2 Settled | -4.00 |
| 03 September 11:48 | | | A6 500m | <input checked="" type="checkbox"/> | | 2 Matched | |
| 03 September 11:57 | | | A7 480m | <input checked="" type="checkbox"/> | | | |
| 03 September 12:04 | | | A3 500m | <input checked="" type="checkbox"/> | | | |
| 03 September 12:12 | | | A2 480m | <input checked="" type="checkbox"/> | | | |
| 03 September 12:18 | | | A4 500m | <input checked="" type="checkbox"/> | | | |
| 03 September 12:27 | | | A4 480m | <input checked="" type="checkbox"/> | | | |

| Manual Selections | | | |
|---------------------|--------|-------|-------------------------------------|
| Manual Bet | | | |
| Selection | B | L | * |
| Book % | 103.77 | 98.32 | |
| 1. Keeperhill Euro | 4.50 | 4.70 | <input type="checkbox"/> |
| 2. Keeperhill Katie | | | <input type="checkbox"/> |
| 3. Jungle Tree | 4.20 | 4.30 | <input checked="" type="checkbox"/> |
| 4. Silverhill Lass | 4.20 | 4.50 | <input checked="" type="checkbox"/> |
| 5. Galtee Spot | 10.50 | 11.00 | <input type="checkbox"/> |
| 6. Oakhill Rosie | 8.60 | 9.00 | <input type="checkbox"/> |

| Market Bets | | | | | | | | |
|--------------------|-----------|----------|--------------------------|------|--------|------|-------|-------------|
| Market Events | | | | | | | | |
| Selection | Date/... | Date/... | SP | Type | Status | Size | Price | Profit/Loss |
| 1. Keeperhill Euro | 11:41:... | 11:4... | <input type="checkbox"/> | B | S | 2.00 | 3.75 | -2.00 |
| 4. Silverhill Lass | 11:41:... | 11:4... | <input type="checkbox"/> | B | S | 2.00 | 4.70 | -2.00 |

| Reasons for non bet placement | | |
|-------------------------------|------|------|
| Selection | Type | Time |
| | | |

The status of the market is shown by the Market Events panel. ie. Market closed, suspended etc

The above picture shows that two bets were placed and settled. The Market Bets panel shows the two selections which were 1st and 2nd favourites at the time specified.

The panel also shows the bets and the prices that were matched.

Keeperhill Euro was matched fully at 3.75 and Silverhill Lass was matched at 4.70.

Oakhill Rosie won this race. Pure fluke!

Bet type B = Back

Bet type L = Lay

Status S = Settled

Status M = Matched

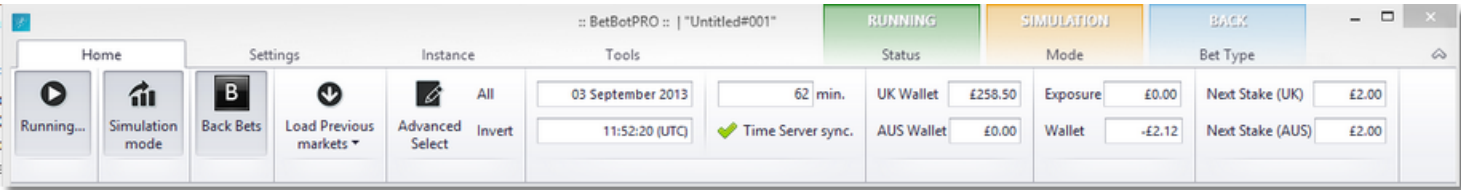
Status U = Unmatched

You can see the times in the Market Events panel the race was active, suspended and closed.

When the profit/loss for a race is available from Betfair, it appears under the 'Profit/Loss' column and updates the account information and possibly the next stake value depending on the staking set.

Betbotpro Top Menu Options

This section will run through the options available on the top menu.



Home Menu

[Start/Stop Button](#)

Toggling this button starts or stops the bet placement. The status will change top right when you click this to show you instantly if the software is running or not.

[Simulation/Live Button](#)

Toggling this button will change the mode from simulation to live mode. The change will be instant and the status will show you top right what mode you are in.

Simulation mode is basically like paper trading or testing with no real money used. Live mode will place bets with real money from your account.

[Back/Lay Button](#)

Clicking this button will toggle between placing back bets or placing lay bets.

[Load New Markets](#)

This will bring up a load markets window where you can select the markets or events you want to bet on for the day.

[Advanced Select](#)

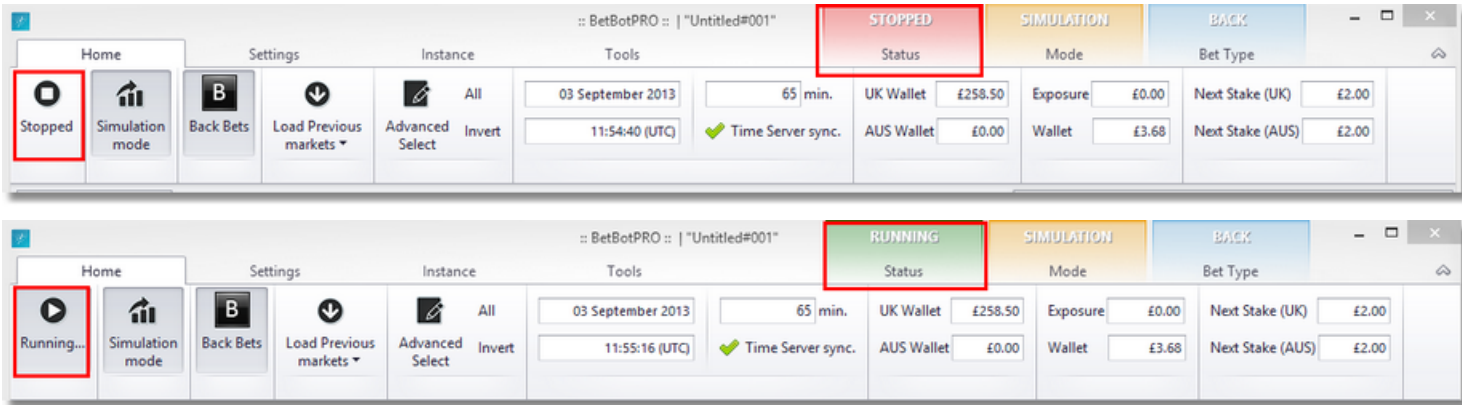
You can select the races by using an advanced selection process. Tick races by meeting and custom filters etc.

[Account Information](#)

Your account information is displayed here as well as the day's profit/loss in the bot wallet.

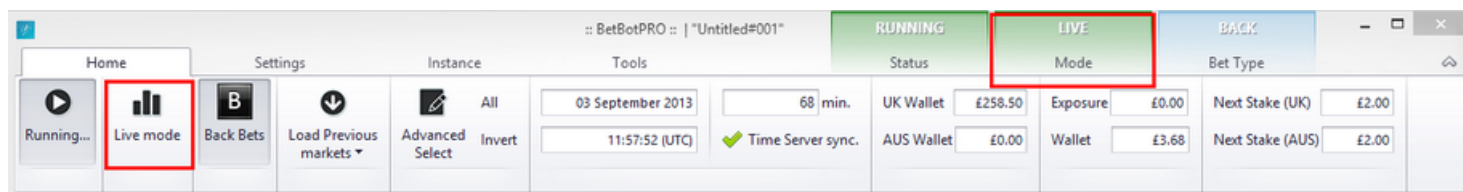
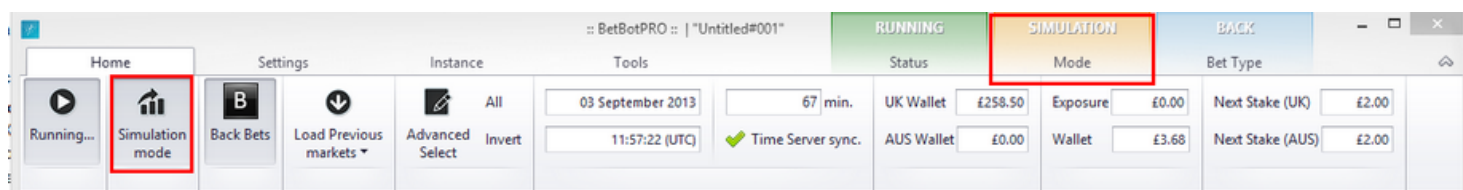
Start/Stop Button

Toggling this button starts or stops the bet placement. The status will change top right when you click this to show you instantly if the software is running or not.



Simulation/Live Mode Button

Toggleing this button will change the mode from simulation to live mode. The change will be instant and the status will show you top right what mode you are in. Simulation mode is basically like paper trading or testing with no real money used. Live mode will place bets with real money from your account.



When you change modes they will be applied immediately so please be careful.

You can change from Sim to live mode via the Home Menu button or under the Betting Settings options.

When in simulation or live mode it will tell you in the top of the status window.



When the simulation mode is on the software will do pretty much everything as normal except a bet won't actually be placed.

The results in simulation mode are not as reliable as they are in live mode.

In live and sim mode the p/l comes from the settled bet in your account, while the winner results also come from the betfair api.

You can also see results here:

<http://rss.betfair.com>

Sometimes these results are missing or wrong so a result cannot be given but in most cases it works fine.

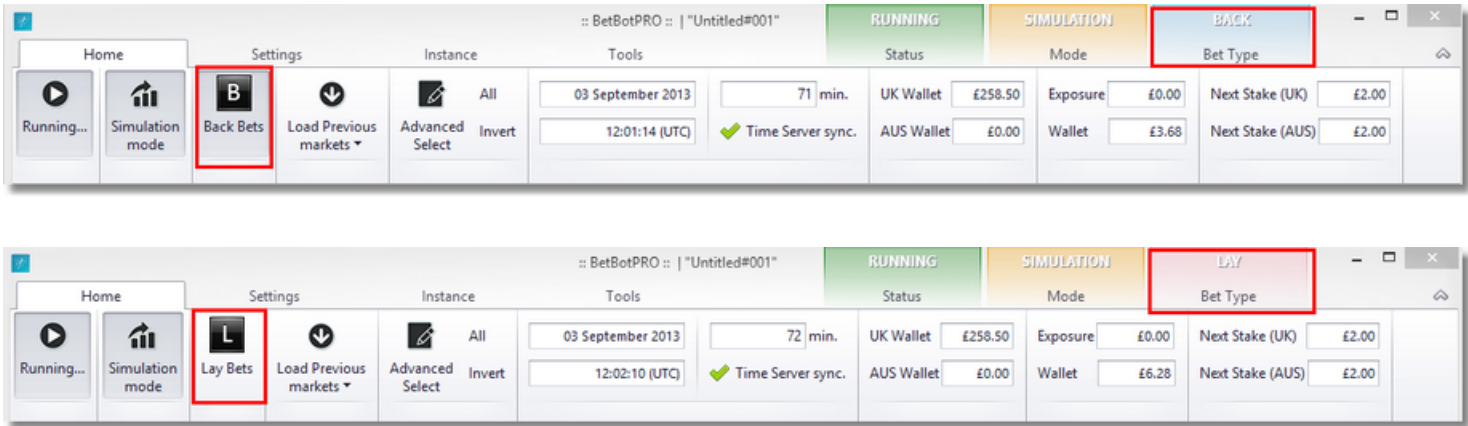
You can always check the result yourself using <https://www.racingpost.com/> results for horses or <https://www.ukdogracing.net> for the greyhounds.

Also fast results here for many sports:

<https://www.sportinglife.com/racing/fast-results>

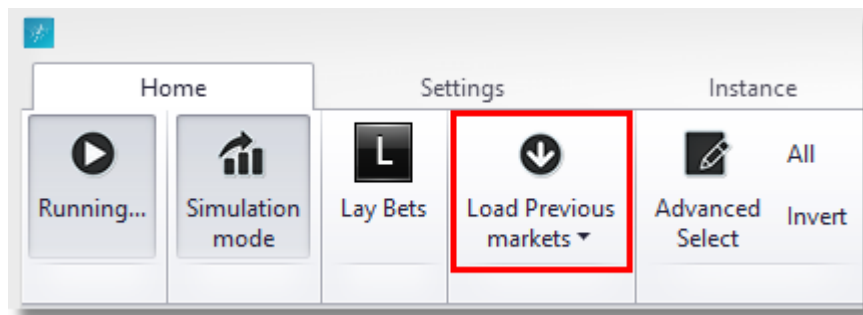
Back or Lay Button

Clicking this button will toggle between back bets and lay bets. A global setting. You will see the Bet status change as shown below:



Load New Markets

Load Previous or New markets button



Once the Markets window has loaded you can choose the country you want events/races from.

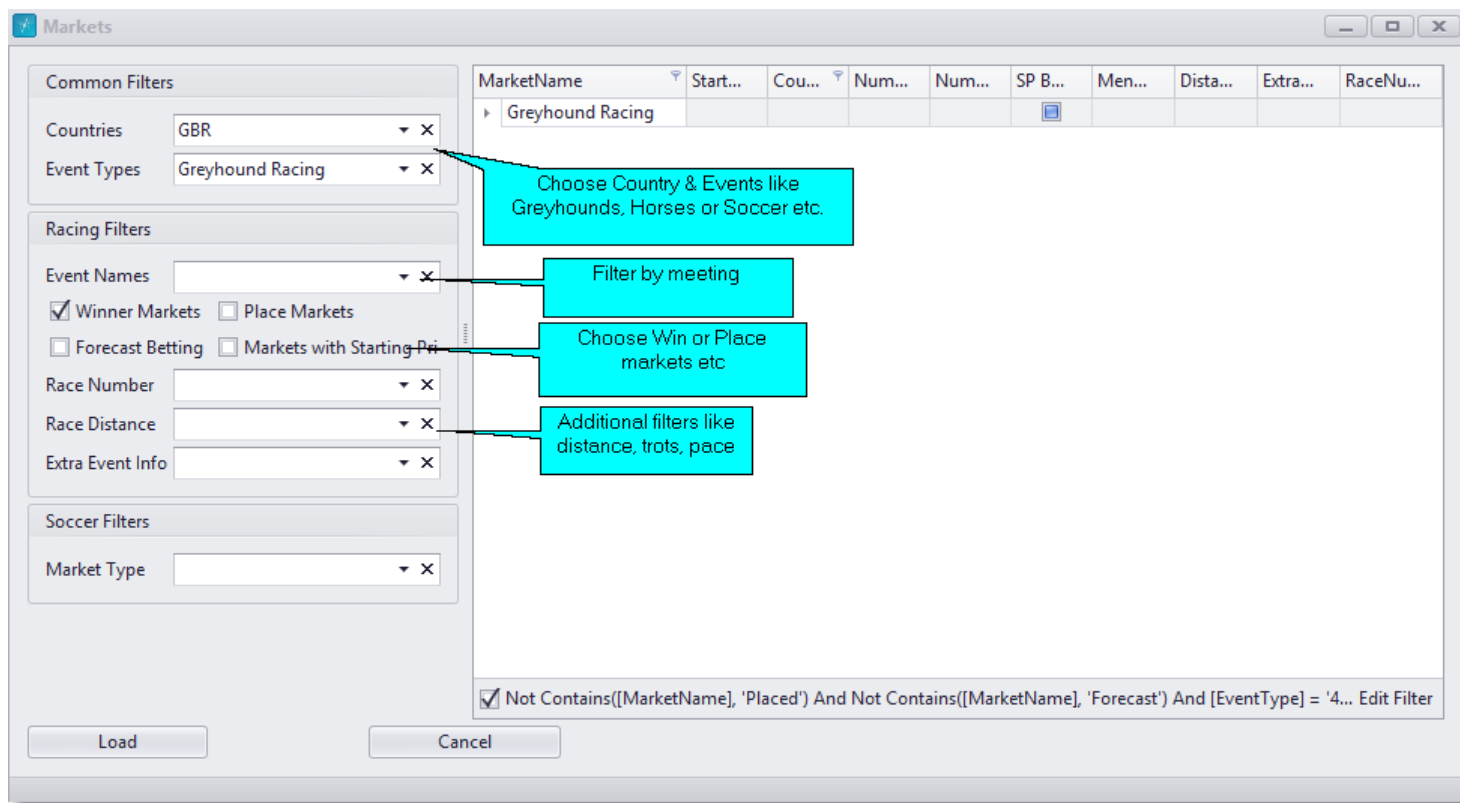
Once you have chosen the country, choose the event types, like Horse Racing, greyhound racing, Basketball, Cricket, Soccer & Tennis, even Snooker etc. You can pick multiple types although this may not give you the bets results.

Once you have chosen the event you can pick if you want win or place markets (place markets are Each Way markets). You can even pick both. You can also pick Forecast markets or Markets with SP or starting prices available.

e. If you wanted to bet on the Betfair SP prices for a horse to win/lose you would tick Win and SP before loading.

There is a minimum bet size for SP betting, £2 for backing and £10 liability for laying.

See the Betfair help site for more on SP betting http://promo.betfair.com/betfairsp/FAQs_theBasics.html



Once you have chosen your events and markets you can click the Load button.

Advanced Filtering/Loading

You could choose to load races from certain meetings only by selecting an event name.

(Select All)

Greyhound Racing - Crayfd

Greyhound Racing - Sund

Greyhound Racing - Newc

Greyhound Racing - Kinsl

Greyhound Racing - Sheff

Greyhound Racing - Crayfd (FC)

OK

Cancel

Edit Filter

You could also load races with custom parameters. Say in this case we want to load races which are 640m in distance only.

Common Filters

Countries

GBR, IRL

Event Types

Greyhound Racing

Racing Filters

Event Names

Greyhound Racing - Sund

☒ Winner Markets

☐ Place Markets

☐ Forecast Betting

☐ Markets with Starting Price

Load

Cancel

MarketName

MenuPath

Greyhound Racing

BAGS Cards

Sund 26th Feb

1C 640m

1B 450m

1S 450m

16 450m

14 450m

...

1

6

☒

☐

\Greyhound Racing\BAGS Cards\Sund 26th Feb

...

1

6

☒

☐

\Greyhound Racing\BAGS Cards\Sund 26th Feb

...

1

6

☒

☐

\Greyhound Racing\BAGS Cards\Sund 26th Feb

...

1

6

☒

☐

\Greyhound Racing\BAGS Cards\Sund 26th Feb

...

1

6

☒

☐

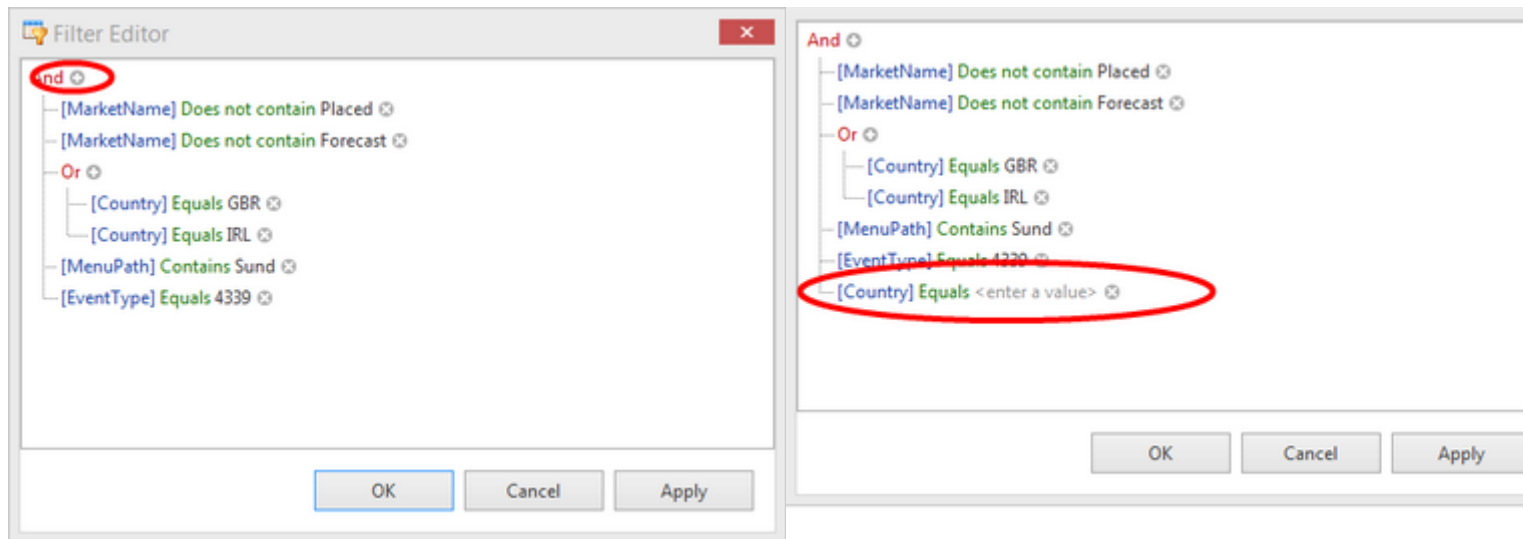
\Greyhound Racing\BAGS Cards\Sund 26th Feb

☒ Not Contains([MarketName], 'Placed') And Not Contains([MarketName], 'Forecast') And ([Country] = 'GBR' ...

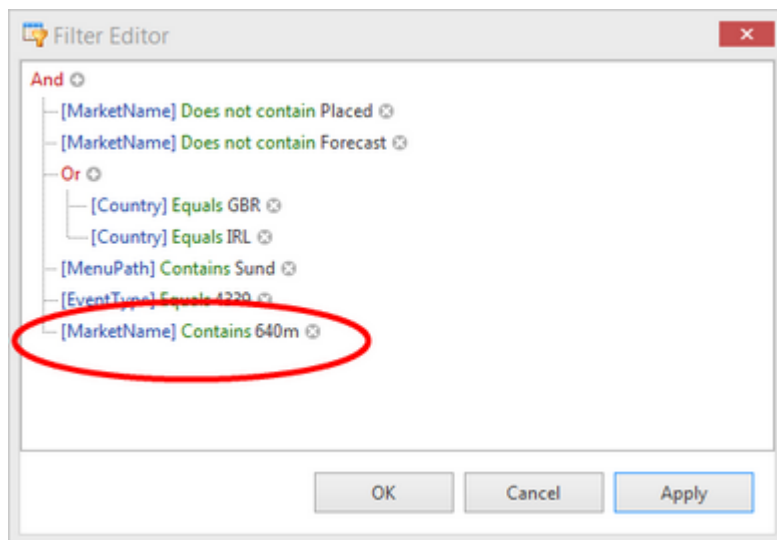
Edit Filter

Click the edit filter button. Click the insert or add key + to add a filter.

45



Click the country variable and choose MarketName. Click the operator parameter to change to contains. Click the Enter Value parameter and enter 640m.



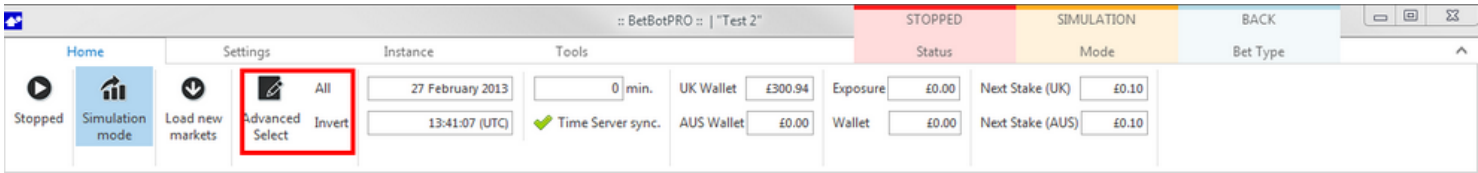
Click Apply. The race list will then be filtered to races with 640m contained in the MarketName. In this case just one race.

Advanced Select Button

Click the All button to select all the events in the main window.

Click the Invert button to un-tick all the events in the main window.

Click the Advance Select to perform a custom selection of events.



All greyhound races have been loaded here. If we want to select just the meetings from Hove click Advance Select.

| * | Info | | Market | SP | Winner(s) | Bets | Profit/Loss | ^ |
|---|-------------------|----|---------------|----|-----------|------|-------------|---|
| ▶ | 27 February 13:44 | 🇬🇧 | Newc A1 480m | ✓ | | | | |
| | 27 February 13:51 | 🇬🇧 | HGrn A3 480m | ✓ | | | | |
| | 27 February 13:58 | 🇬🇧 | Newc A3 480m | ✓ | | | | |
| | 27 February 14:08 | 🇬🇧 | Hove A6 515m | ✓ | | | | |
| | 27 February 14:18 | 🇬🇧 | BVue A2 470m | ✓ | | | | |
| | 27 February 14:27 | 🇬🇧 | Hove A10 515m | ✓ | | | | |
| | 27 February 14:37 | 🇬🇧 | BVue A6 470m | ✓ | | | | |
| | 27 February 14:47 | 🇬🇧 | Hove A4 515m | ✓ | | | | |
| | 27 February 14:57 | 🇬🇧 | BVue A3 470m | ✓ | | | | |
| | 27 February 15:07 | 🇬🇧 | Hove A11 515m | ✓ | | | | |
| | 27 February 15:17 | 🇬🇧 | BVue A4 470m | ✓ | | | | |
| | 27 February 15:28 | 🇬🇧 | Hove A5 515m | ✓ | | | | |
| | 27 February 15:38 | 🇬🇧 | BVue A2 470m | ✓ | | | | |
| | 27 February 15:48 | 🇬🇧 | Hove A8 515m | ✓ | | | | |
| | 27 February 15:58 | 🇬🇧 | BVue A5 470m | ✓ | | | | |
| | 27 February 16:08 | 🇬🇧 | Hove A9 515m | ✓ | | | | |
| | 27 February 16:18 | 🇬🇧 | BVue A3 470m | ✓ | | | | |
| | 27 February 16:27 | 🇬🇧 | Hove A3 515m | ✓ | | | | |
| | 27 February 16:37 | 🇬🇧 | BVue A4 470m | ✓ | | | | |

An Advanced Select window pops up.

Markets

| MarketName | StartDate | Country | Number Of Winners | Number Of Runners | SP Betting? | Turning In Play? | MenuPath |
|---|-----------|---------|-------------------|-------------------|--------------------------|--------------------------|----------|
| <input type="checkbox"/> Greyhound Racing | | | | | <input type="checkbox"/> | <input type="checkbox"/> | |

☒

Select

Cancel

Edit Filter

Click to expand the events you want to select.

Markets

| MarketName | StartDate | Country | Number Of Winners | Number Of Runners | SP Betting? | Turning In Play? | MenuPath |
|--|-----------|---------|-------------------|-------------------|--------------------------|--------------------------|----------|
| <input checked="" type="checkbox"/> Greyhound Racing | | | | | <input type="checkbox"/> | <input type="checkbox"/> | |
| <input checked="" type="checkbox"/> BAGS Cards | | | | | <input type="checkbox"/> | <input type="checkbox"/> | |
| <input type="checkbox"/> Newc 27th Feb | | | | | <input type="checkbox"/> | <input type="checkbox"/> | |
| <input type="checkbox"/> HGrn 27th Feb | | | | | <input type="checkbox"/> | <input type="checkbox"/> | |
| <input type="checkbox"/> Hove 27th Feb | | | | | <input type="checkbox"/> | <input type="checkbox"/> | |
| <input type="checkbox"/> BVue 27th Feb | | | | | <input type="checkbox"/> | <input type="checkbox"/> | |
| <input type="checkbox"/> Swin 27th Feb | | | | | <input type="checkbox"/> | <input type="checkbox"/> | |
| <input type="checkbox"/> Yarm 27th Feb | | | | | <input type="checkbox"/> | <input type="checkbox"/> | |
| <input type="checkbox"/> Sund 27th Feb | | | | | <input type="checkbox"/> | <input type="checkbox"/> | |
| <input checked="" type="checkbox"/> Evening Cards | | | | | <input type="checkbox"/> | <input type="checkbox"/> | |
| <input type="checkbox"/> Romfd 27th Feb | | | | | <input type="checkbox"/> | <input type="checkbox"/> | |

☒

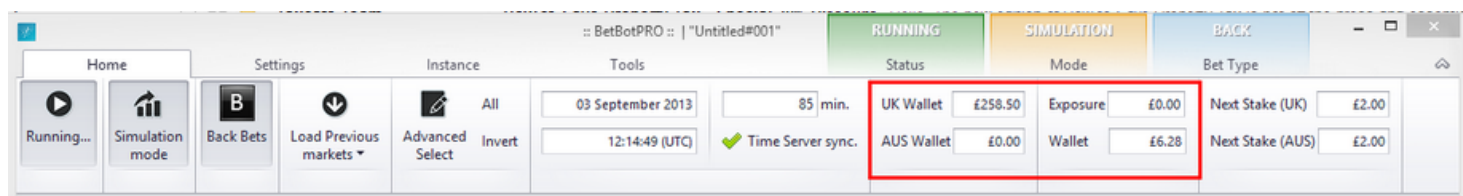
Select

Cancel

Edit Filter

Select the events you want to select in the main window. In this case only meetings from Hove.

Account Information



UK Wallet - This is your Betfair UK account balance, can be in your local currency £/Euro etc.

AUS Wallet - Recently the Aus wallet was removed by Betfair so all funds are now central in the UK wallet.

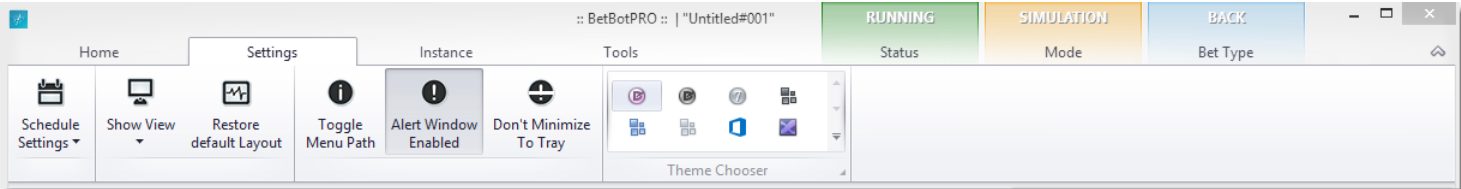
Exposure - This is shown only in live mode and shows you what liability or possible loss you have with placed bets.

Wallet - This is the profit/loss of the day's bets. This is always reset when you reload races. This does not include commissions.

Next Stake (UK) - This shows the next stake that will be used to place the next bet, depending on what staking plan has been used. Sometimes this is not displayed as the next stake is not known until the last minute depending on the odds of the next selection.

Next Stake (AUS) - This shows the next stake that will be used to place the next bet on AUS markets and events, depending on what staking plan has been used. Sometimes this is not displayed as the next stake is not known until the last minute depending on the odds of the next selection.

Settings Menu



Schedule Settings

Schedule automatically how the bot behaves.

☐ Reload races at 00:00:00

☐ Reload races after profit target hit

☐ Reload races after stop loss hit

☐ Select All Races after reload

☐ Start Bot after reload

☐ Close_Application when profit target hit

☐ Close_Application when loss target hit

☐ Close_Application when number of winners hit

☐ Close_Application when number of losers hit

☐ Close_Application at x min. after last race 0

Apply

Reload races at a specified time - loads the days races automatically at a specified time.

Reload races after profit/loss target hit – can be used to restart the bot after profit/loss is hit.

Select all races after reload - ticks all the race selection boxes automatically after reload

Start bot after reload starts the bot automatically – so in theory it can continue unattended

Shutdown PC/Close Application when profit target hit – turns off the PC or closes program when you hit your Max Profit

Shutdown PC/Close Application when loss target hit – turns off the PC or closes program when you hit the Max Loss

Shutdown PC/Close Application when number of winners hit – turns off the PC or closes program when you hit the number of winners

Shutdown PC/Close Application when number of losers hit – turns off the PC or closes program when you hit the number of losers

Shutdown PC/Close Application at x min after last race – turns off the PC or closes program after last race

You must click APPLY to set the schedule.

Show View

Shows the various windows with in the software. Currently disabled.



















Restore Default layout

Restores the layout of the software to the original layout when the software is installed.

This is handy if you lose a window by closing it accidentally.

Toggle Menu Path

This will toggle the path on or off where the Betfair event comes from.

| * Info | | | Market | SP | Winner(s) | Bets | Profit/Loss |
|--|-------------------|---|--------------|-------------------------------------|--------------------|----------|-------------|
| <input checked="" type="checkbox"/> | 27 February 15:17 |   | BVue A4 470m | <input checked="" type="checkbox"/> | 1. Bootle Tracer | 3 Set... | -6.00 |
| \Greyhound Racing\BAGS Cards\BVue 27th Feb | | | | | | | |
| <input checked="" type="checkbox"/> | 27 February 15:28 |   | Hove A5 515m | <input checked="" type="checkbox"/> | 5. Snowdon Rapido | 3 Set... | 16.00 |
| \Greyhound Racing\BAGS Cards\Hove 27th Feb | | | | | | | |
| <input checked="" type="checkbox"/> | 27 February 15:38 |   | BVue A2 470m | <input checked="" type="checkbox"/> | 6. Pottery Problem | 3 Set... | -6.00 |
| \Greyhound Racing\BAGS Cards\BVue 27th Feb | | | | | | | |
| <input checked="" type="checkbox"/> | 27 February 15:48 |   | Hove A8 515m | <input checked="" type="checkbox"/> | 5. Get On Lillie | 3 Set... | -6.00 |
| \Greyhound Racing\BAGS Cards\Hove 27th Feb | | | | | | | |
| <input checked="" type="checkbox"/> | 27 February 15:58 |   | BVue A5 470m | <input checked="" type="checkbox"/> | 4. Tyrur Sharapova | 3 Set... | 22.00 |
| \Greyhound Racing\BAGS Cards\BVue 27th Feb | | | | | | | |
| <input checked="" type="checkbox"/> | 27 February 16:08 |   | Hove A9 515m | <input checked="" type="checkbox"/> | 6. Beenleigh Magic | 3 Set... | 11.20 |
| \Greyhound Racing\BAGS Cards\Hove 27th Feb | | | | | | | |
| <input checked="" type="checkbox"/> | 27 February 16:18 |   | BVue A3 470m | <input checked="" type="checkbox"/> | | 3 M... | |
| \Greyhound Racing\BAGS Cards\BVue 27th Feb | | | | | | | |
| <input checked="" type="checkbox"/> | 27 February 16:27 |   | Hove A3 515m | <input checked="" type="checkbox"/> | | | |
| \Greyhound Racing\BAGS Cards\Hove 27th Feb | | | | | | | |
| <input checked="" type="checkbox"/> | 27 February 16:37 |   | BVue A4 470m | <input checked="" type="checkbox"/> | | | |

Alert Window Enabled

You can toggle this button to show or hide alerts when the bet result appears.

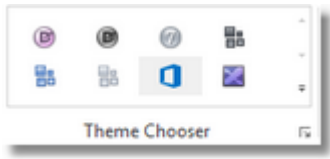


Minimised/Hide to Tray

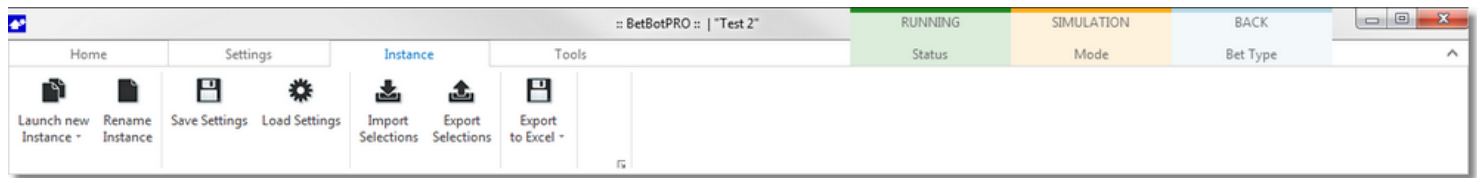
This will minimise the bot and icon to the system tray, near the clock at the bottom right hand side of the screen.

Theme Chooser

Select a theme or skin you like for the software, just click one of the icons and the theme will change.

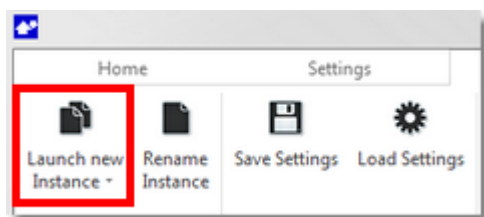


Instance Menu

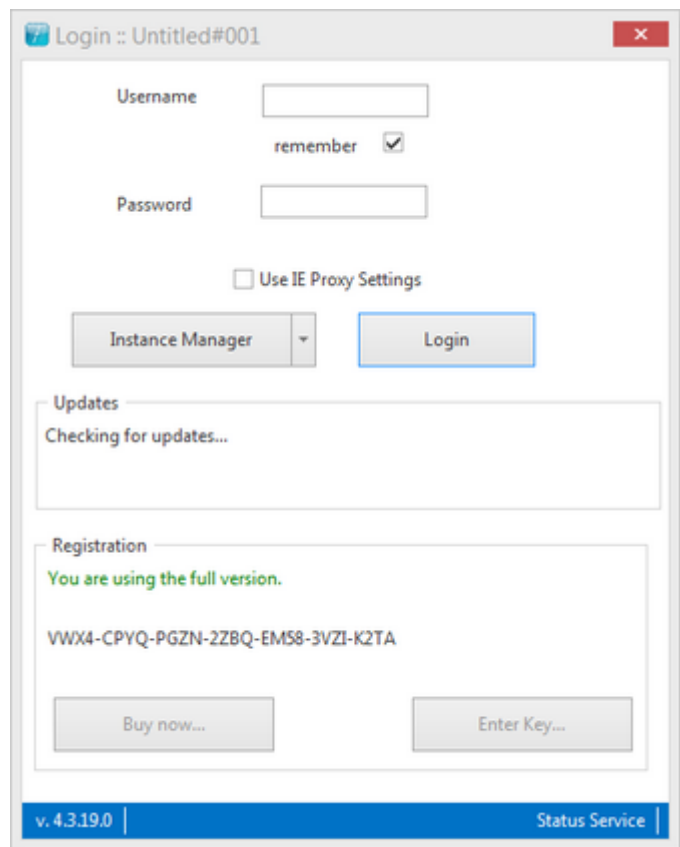


Launch New Instance

Launching a new instance will launch a completely separate instance of the software. This is very handy for running a different strategy or for betting on different markets.



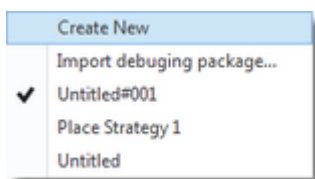
Click the button to bring up a new login screen.



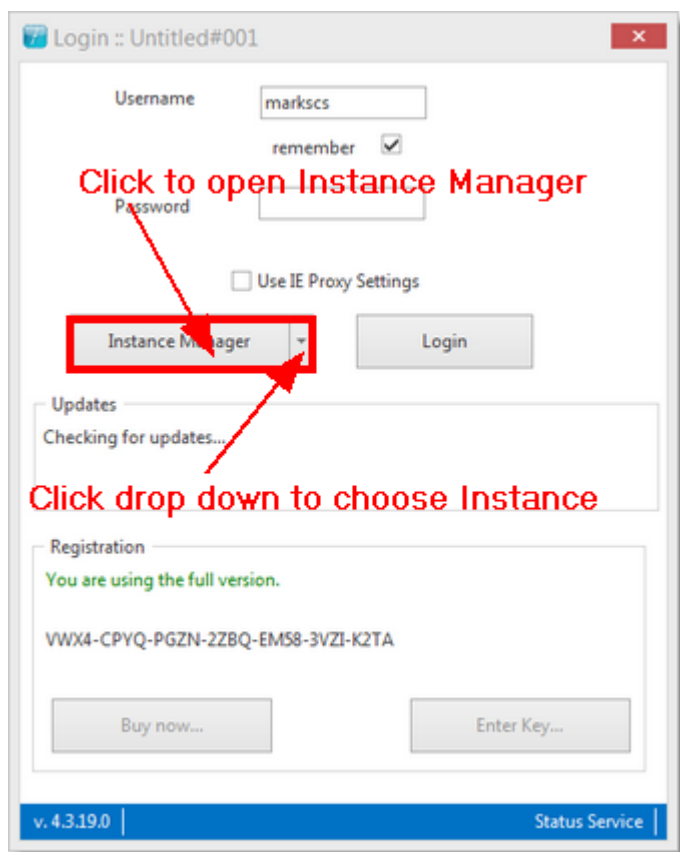
It is possible to run multiple bots on the same Betfair account or multiple Betfair accounts. Be aware of possible data charges from Betfair as per the link in the software.

When logging in always make sure you choose the correct instance. It will remember the last one you used.

You can also create a new instance from Create New.



There is an instance manager where you can edit and unlock any crashed instances.. After launching a new instance it will create a new instance name automatically. You can then rename this instance to whatever you like such as greyhound1 or horse strategy 2 or soccer etc.

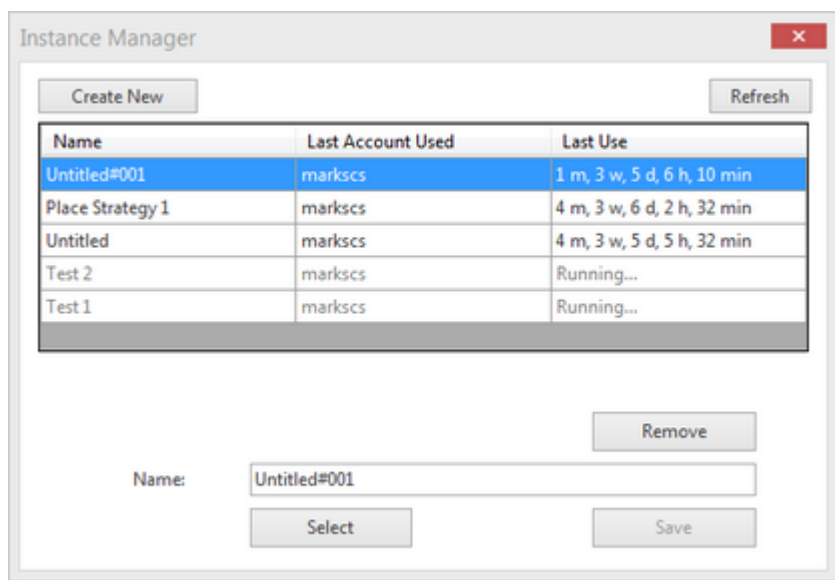


Once an instance has been opened the instance is locked and cannot be used until that bot is closed. The last instance opened will also be remembered for next time you login.

This makes running several bots very easy and manageable.

Instance Manager

You can manage the instances you create using the instance manager. Just click on the Instance manager button next to the login button. The drop down also shows the instances you have available.



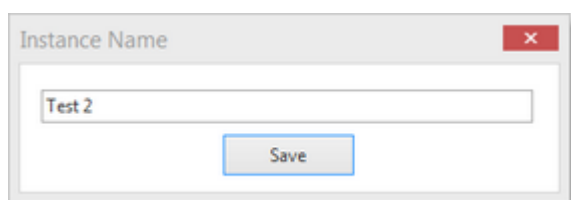
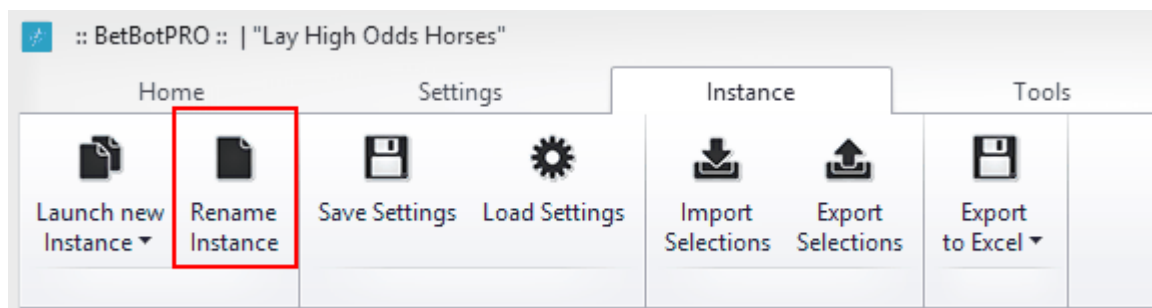
You can remove or rename instances from here. If you uninstall the program the instances are not removed. So you can uninstall and re-install a new version and your settings and strategies will be saved.

Crashed Instances

If the software crashes or the instance seems locked you can unlock an instance by right clicking the Instance and clicking unlocked. It will then show as an Instance in the Instance menu when logging in again.

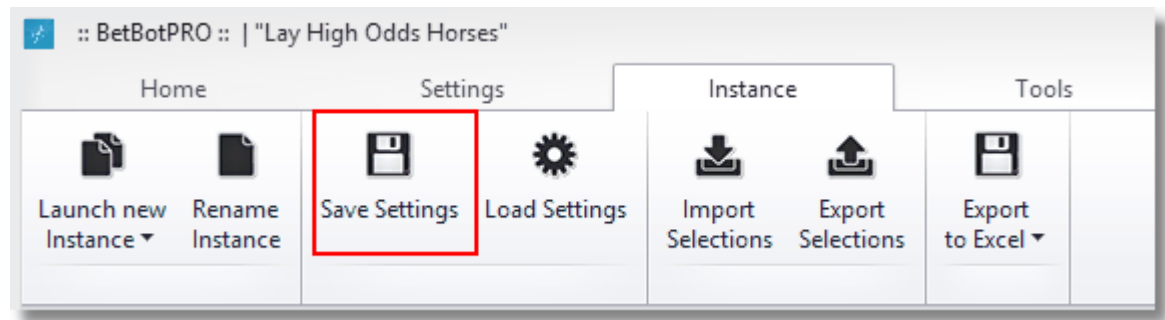
Rename Instance

You can rename the running instance of the bot such as greyhound1 or horse strategy or soccer lays.

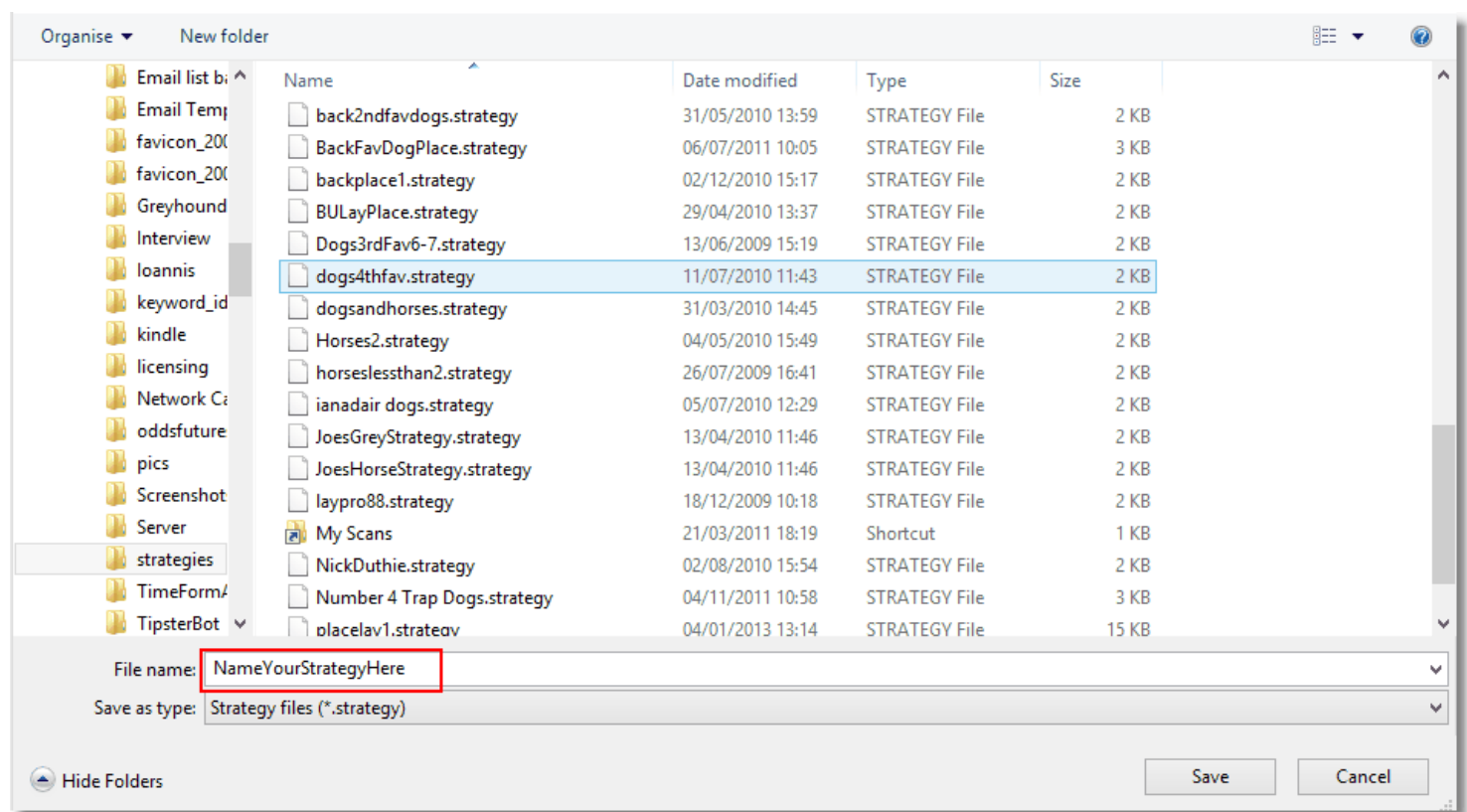


Save Settings

You can save all your settings into a strategy and reload them another time saving a lot of setup time. Remember to save the bot too so you can just reload it.

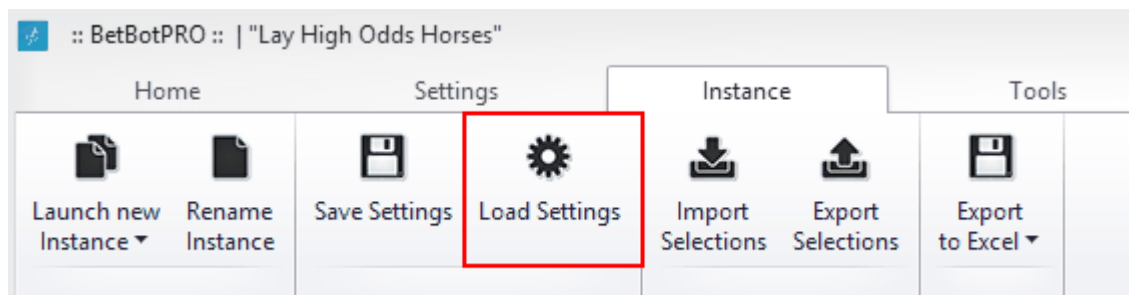


Click the button and a save file window will open. Simply choose where to save it and give it a file name.

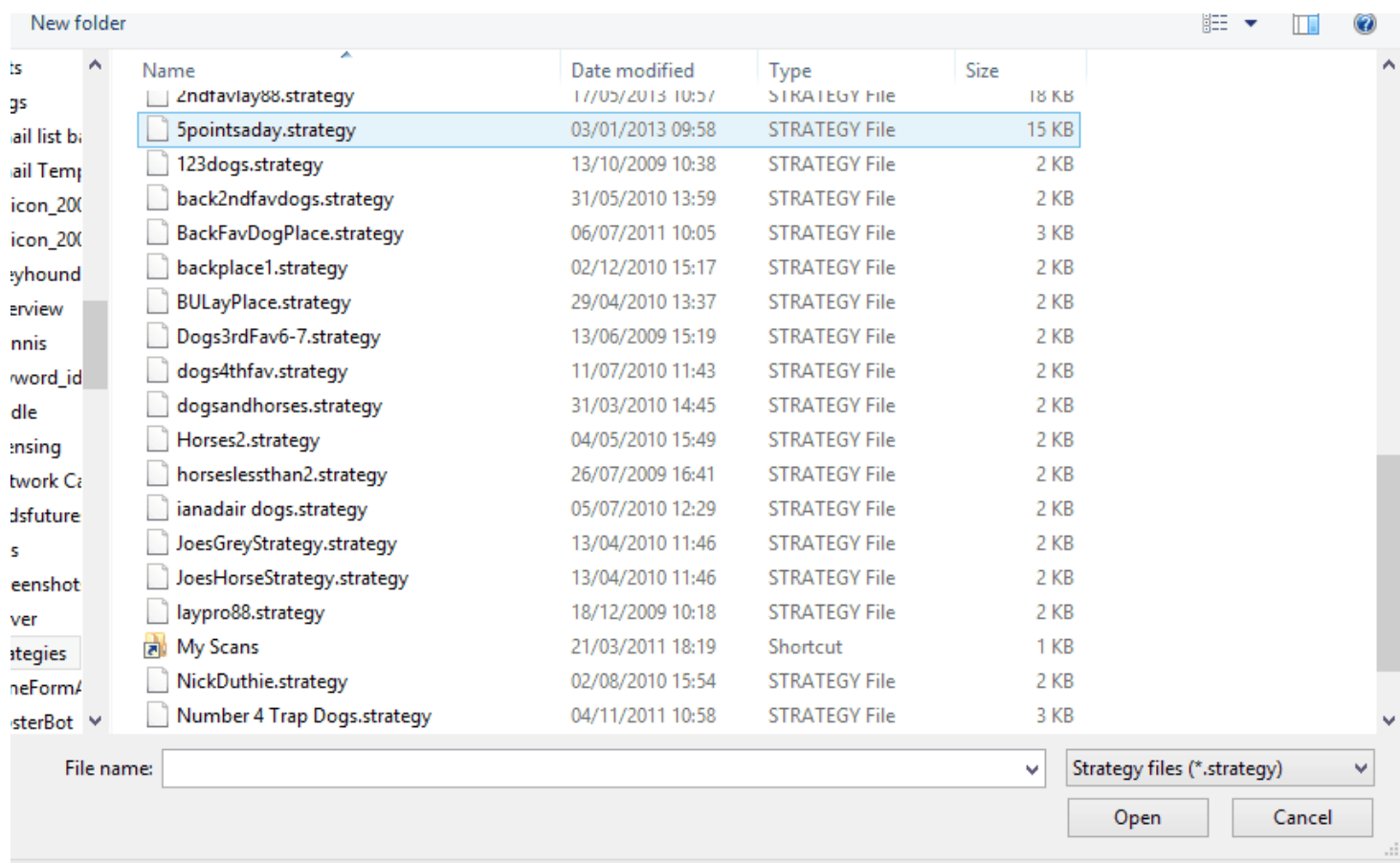


Load Settings

Load your previously saved settings and strategies by clicking this button.

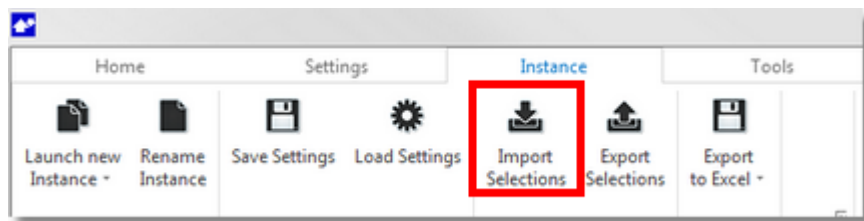


This will open a window and you can choose which file to load.



Import Selections

You can export your selections to a file, then send the file to others with Betbotpro so they can import.



This is good for tipsters who have customers that need the same selections.

When importing you must have the correct race meetings already loaded.
All selections should also have been downloaded, ie. rows turn white in colour.

You can also import csv files from other sources or tipsters.

Advanced Importer details

It is invoked by the "Instance->Import Selection" menu item.

When you import a new file (from the Choose File dialog or dropping/dragging it inside the form), the bot tries to make two kind of predictions based on the data of the second row (it avoids first row data as it might be a header)

- 1) Predict the delimiter
- 2) Predict the type of data for each column

For now it can predict 3 types:

- i) StartTime (if the second row contains a text with a valid date/time)
- ii) MarketName (if the text can be found under "Market" column on the loaded markets)

iii) SelectionName (if the text can be found on the loaded selection names)

| | Market Name | Unknown5 | Unknown6 | Selection Name | Un |
|---|-------------|---------------|----------|------------------|----|
| Y | Ludl | 2m Nov Hrd | Checked | 3.Bullet Street | |
| Y | Taun | 2m3f Sell Hrd | Checked | Helium | |
| Y | Sthl | 1m Hcap | Checked | 5. Mixed Message | |
| Y | Ludl | 2m4f Hcap Chs | Checked | | |

The user can also set the delimiters manually and can set each column's type by clicking on the column header.

| Unknown6 | Selection Name | Unknown7 | Unknown8 | Matches |
|----------|------------------|-----------------|----------|---|
| Checked | 3.Bullet Street | Unknown | | 28/02/2013 16:00:00 Ludl 3. Bullet Street ✓ |
| Checked | Helium | StartTime | | 28/02/2013 16:10:00 Taun 7. Helium ✓ |
| Checked | 5. Mixed Message | MarketName | | 28/02/2013 16:20:00 Sthl 5. Mixed Message ✓ |
| Checked | | ✓ SelectionName | | Unavailable ✓ |
| Checked | | SelectionNumber | | Unavailable ✓ |
| Checked | | MarketId | | Unavailable ✓ |
| Checked | | SelectionId | | Unavailable ✓ |
| Checked | | | | Unavailable ✓ |

After each change, the grid tries to match a loaded selection which appears under the "Matches" column.

Generally, in order the bot to be able to match a selection, the import file should include a valid selectionId or selectionName column.

The other column types, just make the search quicker or avoid duplicate matches (e.g. when the same selection name is found in winners or place market) or in different markets at the same day.

If there are more than one matches, the user can select the preferred clicking on (x Matches) cell.

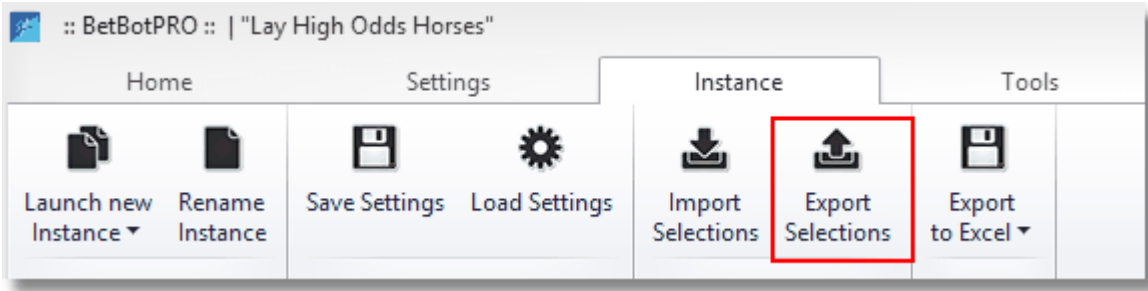
If the user clicks Import button, then the matched selections are ticked as usual.

Test cases:

- 1) Using betbotpro "Export Selections" feature. The produced file can be imported successfully if the users set as "SelectionId" the 4th column
- 2) Using betbotpro "Export to excel" and then save a Tab delimiter file from excel. The produced file can be imported successfully automatically (the bot identifies the selectionName column)
- 3) Using the csv file from The Bet Plan, selections are imported.

Export Selections

You can export your selections to a file, then send the file to others so they can import.

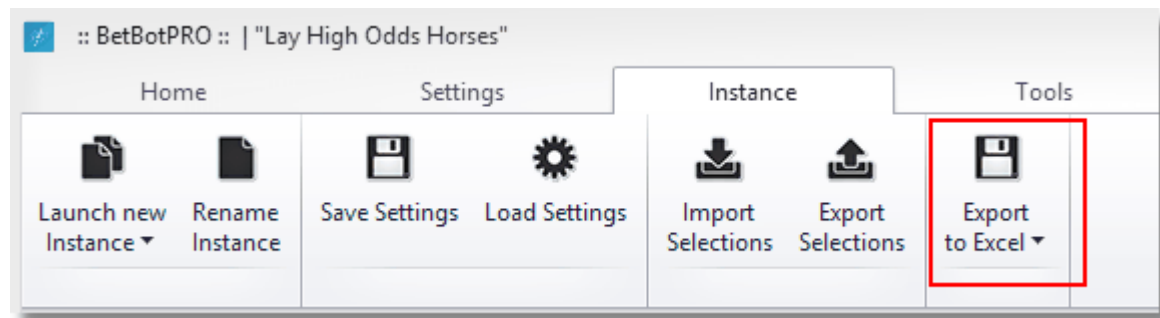


Good for tipsters who have customers that need the same selections.

When importing you must have the correct race meetings already loaded.

Export To Excel or PDF

The export button allows you to save the days results in a csv or xls excel compatible format.



You can also choose to export in Adobe pdf format by clicking the small drop down arrow.

Tools Menu

Home

Settings

Instance

Tools

Review Date

Timezone (UTC) Dublin, Edinburgh, Lisbon, London

Create debugging package

Open application's data directory

RUNNING

STATUS

SIMULATION

MODE

BACK

BET TYPE

Support/Manual

Register

Today's Requests

Betfair Charges

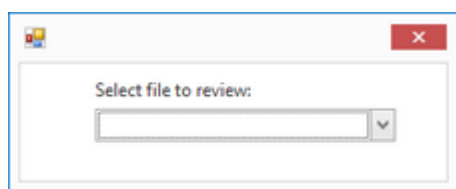
Review Date

Automatically the day's action will be saved by date.

You can bring up a previous days results by selecting the date from the drop down box. If you reload races or restart you will overwrite any results that have been previously logged. If you want to keep previous results from within the day then simply save them by exporting them.



Click on one of the dates you are interested in then select the file in the pop up box.



You will then see the history of bets in a Adobe pdf file format.

| * | Info | | | | Market | SP | Winner(s) | Bets | Profit/Loss |
|-------------------------------------|------------------|--|--|--|---------------|-------------------------------------|---------------------|-----------|-------------|
| <input type="checkbox"/> | 27 February 13:4 | | | | Newc A1 480m | <input checked="" type="checkbox"/> | 6. Hillview Abbey | | |
| <input type="checkbox"/> | 27 February 13:5 | | | | HGrn A3 480m | <input checked="" type="checkbox"/> | 3. City Legend | | |
| <input checked="" type="checkbox"/> | 27 February 13:5 | | | | Newc A3 480m | <input checked="" type="checkbox"/> | 6. Corrin Stacey | | |
| <input checked="" type="checkbox"/> | 27 February 14:0 | | | | Hove A6 515m | <input checked="" type="checkbox"/> | 4. Coincidence | 3 Settled | 12.00 |
| <input checked="" type="checkbox"/> | 27 February 14:1 | | | | BVue A2 470m | <input checked="" type="checkbox"/> | 6. Jagon Di | 3 Settled | -6.00 |
| <input checked="" type="checkbox"/> | 27 February 14:2 | | | | Hove A10 515m | <input checked="" type="checkbox"/> | 5. Maybe Scooby | 3 Settled | -6.00 |
| <input checked="" type="checkbox"/> | 27 February 14:3 | | | | BVue A6 470m | <input checked="" type="checkbox"/> | 1. Tyrur Stosur | 3 Settled | -6.00 |
| <input checked="" type="checkbox"/> | 27 February 14:4 | | | | Hove A4 515m | <input checked="" type="checkbox"/> | 1. Roaming Buddy | 3 Settled | -6.00 |
| <input checked="" type="checkbox"/> | 27 February 14:5 | | | | BVue A3 470m | <input checked="" type="checkbox"/> | 5. Woodsgift Factor | 2 Settled | -4.00 |
| <input checked="" type="checkbox"/> | 27 February 15:0 | | | | Hove A11 515m | <input checked="" type="checkbox"/> | 6. Kenpo Penny | 3 Settled | -6.00 |
| <input checked="" type="checkbox"/> | 27 February 15:1 | | | | BVue A4 470m | <input checked="" type="checkbox"/> | 1. Bootle Tracer | 3 Settled | -6.00 |

A file will be created for each session you load.

Timezone

You can change your time zone to display races in your local time or the time of the country the race is being held in.

Home

Settings

Instance

Tools

Review Date

Timezone

Create debugging package

Application's data directory

Support/Manual

Register

Simulation mode

Info

Profit/Loss

| | | | | |
|----------------|-------|----------|---|--|
| 01 March 11:03 | Hove | A8 515m | ✓ | |
| 01 March 11:11 | Kinsl | A6 462m | ✓ | |
| 01 March 11:19 | Hove | A6 515m | ✓ | |
| 01 March 11:28 | Kinsl | A5 462m | ✓ | |
| 01 March 11:34 | Hove | A11 515m | ✓ | |
| 01 March 11:42 | Kinsl | A4 462m | ✓ | |
| 01 March 11:48 | Hove | A6 515m | ✓ | |
| 01 March 11:57 | Kinsl | A5 462m | ✓ | |
| 01 March 12:04 | Hove | A7 515m | ✓ | |
| 01 March 12:12 | Kinsl | A6 462m | ✓ | |
| 01 March 12:18 | Hove | A8 515m | ✓ | |
| 01 March 12:27 | Kinsl | A6 462m | ✓ | |
| 01 March 12:32 | Hove | A10 515m | ✓ | |
| 01 March 12:42 | Kinsl | A6 462m | ✓ | |
| 01 March 12:47 | Hove | A5 515m | ✓ | |
| 01 March 12:58 | Kinsl | D3 268m | ✓ | |
| 01 March 13:04 | Hove | A9 515m | ✓ | |
| 01 March 13:12 | Kinsl | HC 650m | ✓ | |
| 01 March 13:19 | | | | |

Market Events

Reasons for non bet placement

Market Bets

Auto Reload At

v. 4.3.19.1_BF

BetBotPro [S]

CPU: 3%

RAM: 118 MB

Req: 0/sec.

STOPPED

SIMULATION

BACK

Status

Mode

Bet Type

Timezone

(UTC) Dublin, Edinburgh, Lisbon, London

(UTC-02:00) Mid-Atlantic

(UTC-01:00) Cape Verde Is.

(UTC-01:00) Azores

(UTC) Coordinated Universal Time

(UTC) Casablanca

(UTC) Monrovia, Reykjavik

(UTC) Dublin, Edinburgh, Lisbon, London

Bet Settings / Options

Stop Conditions

Stake Plans

Betting Settings

Market

Selections

Strategies

Remote Selections

Stopped.

Start Service

Service Logs

Description

The Bet Plan

Manual Download

...

Name

TheBetPlan

Time End (UTC)

14:30:00

Time Start (UTC)

10:30:00

User Identification

support@betbotpro.com

Website

http://thebetplan.com

Selections

Bet Settings / Options

Market Status

Time of change

Selection

Type

Time

Selection

Bet Id

Date/Ti...

Date/Ti...

SP

Type

Status

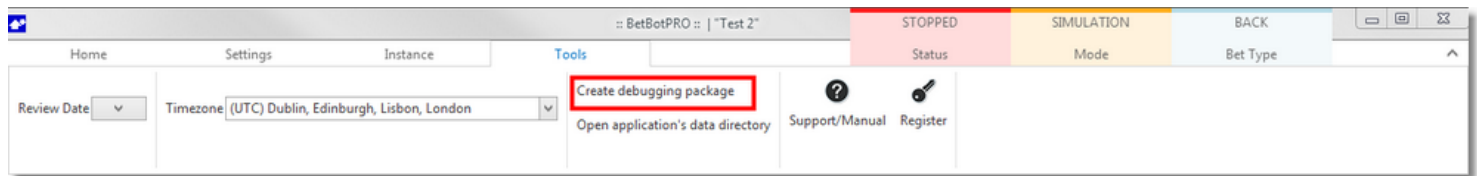
Size

Price

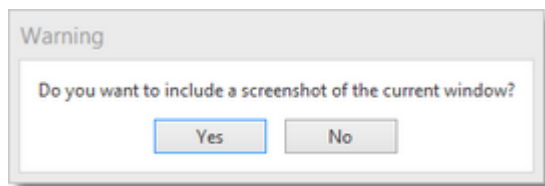
Profit/L...

Create Debugging Package

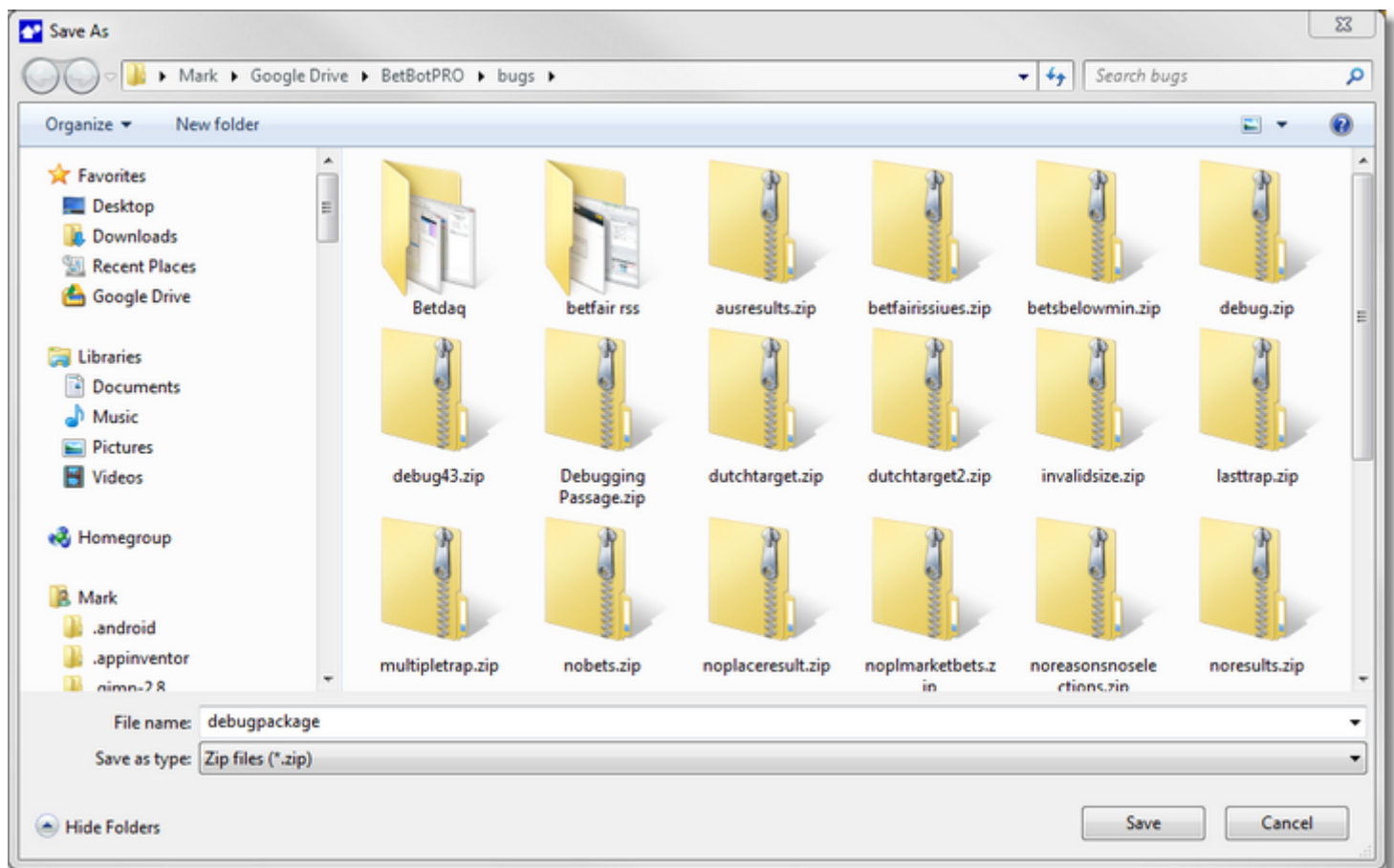
This creates a zipped package of files which you can send to support for debugging purposes. You should send this along with a screenshot to show any error that may appear in the bot.



You will also be asked if you want to include a screenshot of the current window. We recommend you do so we can see exactly what you are seeing which will help with any trouble shooting.



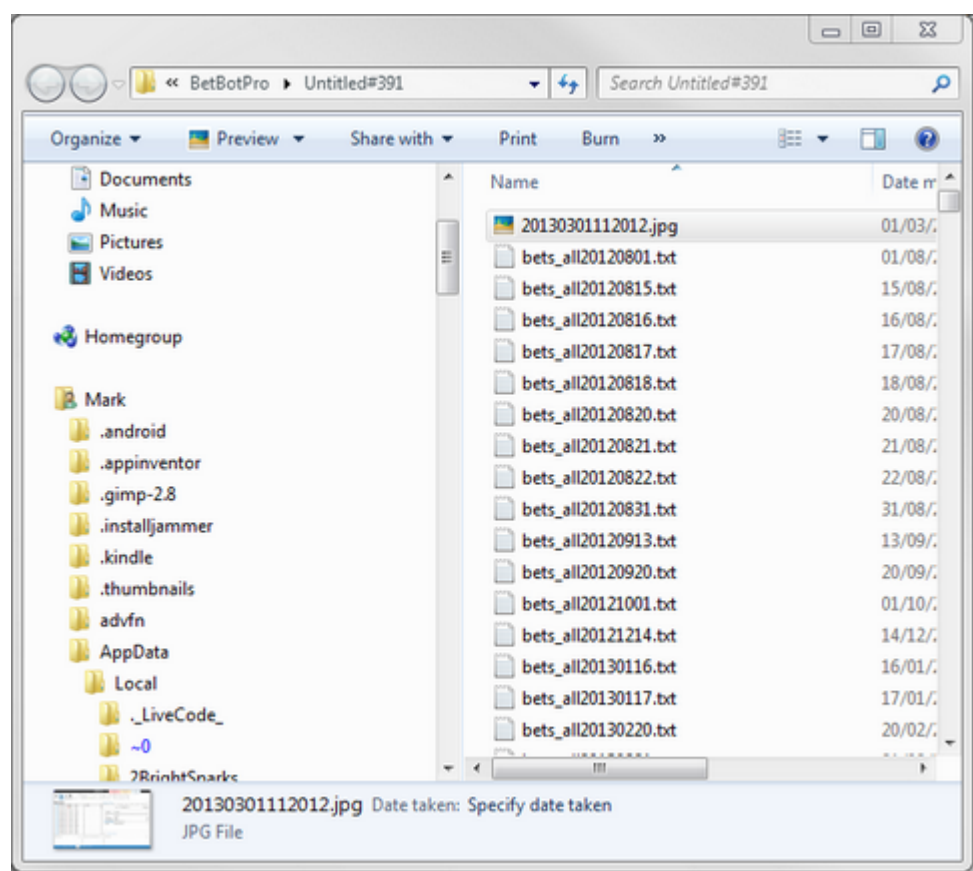
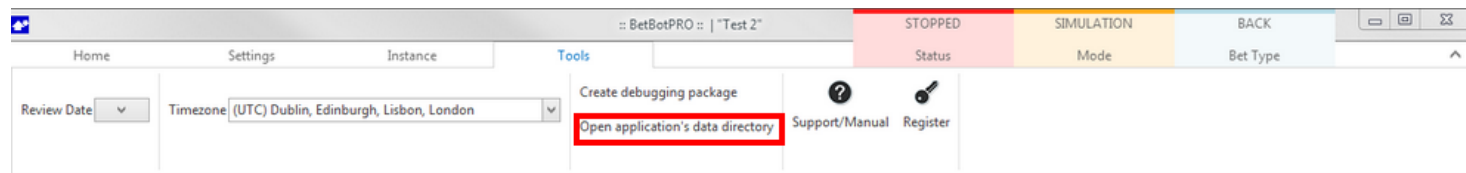
Click yes then this will bring up the save as dialog box, enter a file name and save the file in zipped format.



You can then email the debug package as an attachment to support.

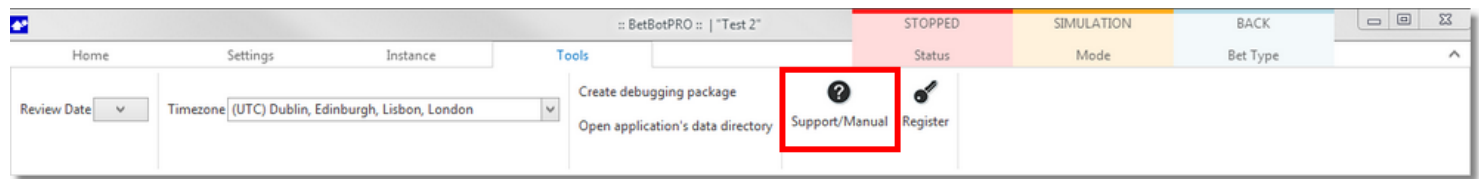
Open Application Directory

This will open the directory where the applications current instance is located.



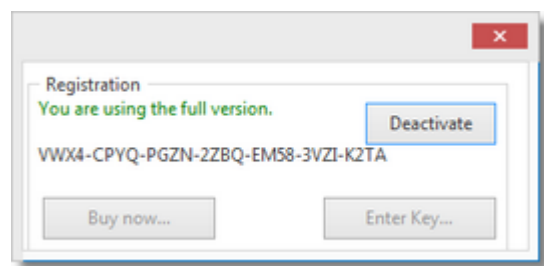
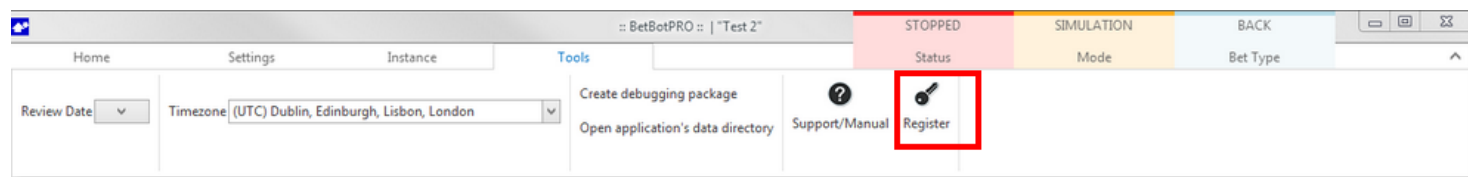
Support & Manual

This will open the support pages on the website where you can get support and view or download any manuals.



Register

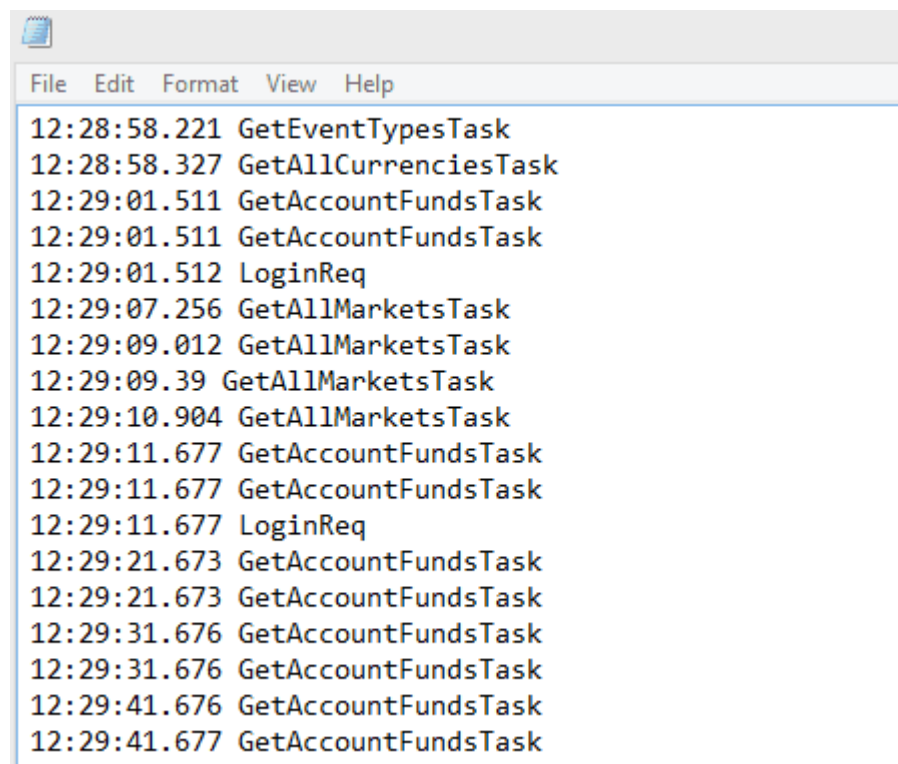
In the Register menu you can check your activation code and Deactivate your license if you need to move it to another PC.



You can also enter the key here if it is a trial version.

Today's Requests

Clicking on Today's Requests will bring up a window of the Betfair Data requests made today.



Betfair Charges

Clicking on the Betfair Data charges link will show point you to the location where you can read up on the details of Betfair's data charges scheme.

[Betfair data charges](#)

Bet Settings & Options Tab

This section will go through the settings and options available on the Bet Settings/Options Tab

Home

Settings

Instance

Tools

Status

Mode

Bet Type

Stopped

Simulation mode

Back Bets

Load Previous markets

Advanced Select

Invert

03 September 2013

96 min.

UK Wallet £258.50

Exposure £0.00

Next Stake (UK) £2.00

12:26:21 (UTC)

Time Server sync.

AUS Wallet £0.00

Wallet £10.28

Next Stake (AUS) £2.00

Simulation mode

| Info | Market | SP | Winner(s) | Bets | Profit/Loss |
|--------------------|---------------|---------------------|-----------|-------|-------------|
| 03 September 11:42 | Pbarr HC 480m | 6. Oakhill Rosie | 2 Settled | -4.00 | |
| 03 September 11:48 | Nott A6 500m | 5. Rathea Dubh | 2 Settled | 5.80 | |
| 03 September 11:57 | Pbarr A7 480m | 4. Rumble Hero | 2 Settled | 2.60 | |
| 03 September 12:04 | Nott A3 500m | 2. Salacresprincess | 2 Settled | 4.00 | |
| 03 September 12:12 | Pbarr A2 480m | 5. Final Quevega | No Bet | | |
| 03 September 12:18 | Nott A4 500m | | 2 Matched | | |
| 03 September 12:27 | Pbarr A4 480m | | | | |

Manual Selections

Manual Bet

| Selection | B | L |
|---------------------|--------|-------|
| Book % | 103.72 | 98.32 |
| 1. Keeperhill Euro | 4.50 | 4.70 |
| 2. Keeperhill Katie | | |
| 3. Jungle Tree | | 4.30 |
| 4. Silverhill Lass | 4.20 | 4.50 |
| 5. Galtee Spot | 10.50 | 11.00 |
| 6. Oakhill Rosie | 8.60 | 9.00 |

Closed

Market Bets

Market Events

| Selection | Date/... | Date/... | SP | Type | Status | Size | Price | Profit/Loss |
|--------------------|-----------|-----------|----|------|--------|------|-------|-------------|
| 1. Keeperhill Euro | 11:41:... | 11:41:... | | B | S | 2.00 | 3.75 | -2.00 |
| 4. Silverhill Lass | 11:41:... | 11:41:... | | B | S | 2.00 | 4.70 | -2.00 |

Reasons for non bet placement

| Selection | Type | Time |
|-----------|------|------|
|-----------|------|------|

Bet Settings / Options

Stake Plans

Selections

Bet Settings

Time to Bet

Secs Before Race Start 5

All

Event Settings

Min Odds 2.00

Max Odds 8.00

Max Runners 20

Min Runners None

Max Back/Lay Price Ra 100.00 %

Max Stake liability £100.00

Min Number of Bets None

Max Number of Bets None

Min matched amount £0.00

Max % Book - Back Bet 0.00 %

Min % Book - Lay Bets 0.00 %

Min No. Place Winners None

Max No. Place Winners 5

Stop Conditions

Amount Loss £100.00

Auto Reload At v. 4.3.24.3_BF BetBotPro43#1 [C] Reqs: 2/sec. Connection OK

Bet Settings

Here you can set how the bot places bets and how it behaves regarding bet placement.

Bet Settings / Options

Stake Plans

Selections

Bet Settings

Time to Bet

Secs Before Race Start

5

All

Event Settings

Min Odds

2.00

Max Odds

8.00

Max Runners

20

Min Runners

None

Max Back/Lay Price Ratio

100.00 %

Max Stake liability

£100.00

Min Number of Bets

None

Max Number of Bets

None

Min matched amount

£0.00

Max % Book - Back Bets

0.00 %

Min % Book - Lay Bets

0.00 %

Min No. Place Winners

None

Max No. Place Winners

5

Stop Conditions

Amount Loss

£10.00

Amount Profit

£50.00

Max Losers

None

Max Winners

None

Consecutive Losers

None

Consecutive Winners

None

Trailing Stop

☐

% Bank Increase

0.00 %

Advanced Settings

Bet on starting price

☐

Unsettled Bets Allowed

1

Adjust Bet Ticks

0

Don't Bet On Reserves

☐

Get Prices From

L

Keep Unmatched Bets In

☐

Include commission

☐

Use Profit/Loss From Re:

☐

Virtual Wallet Amount

£0.00

[Secs Before Bet](#)

[Event Settings](#)

[Stop Conditions](#)

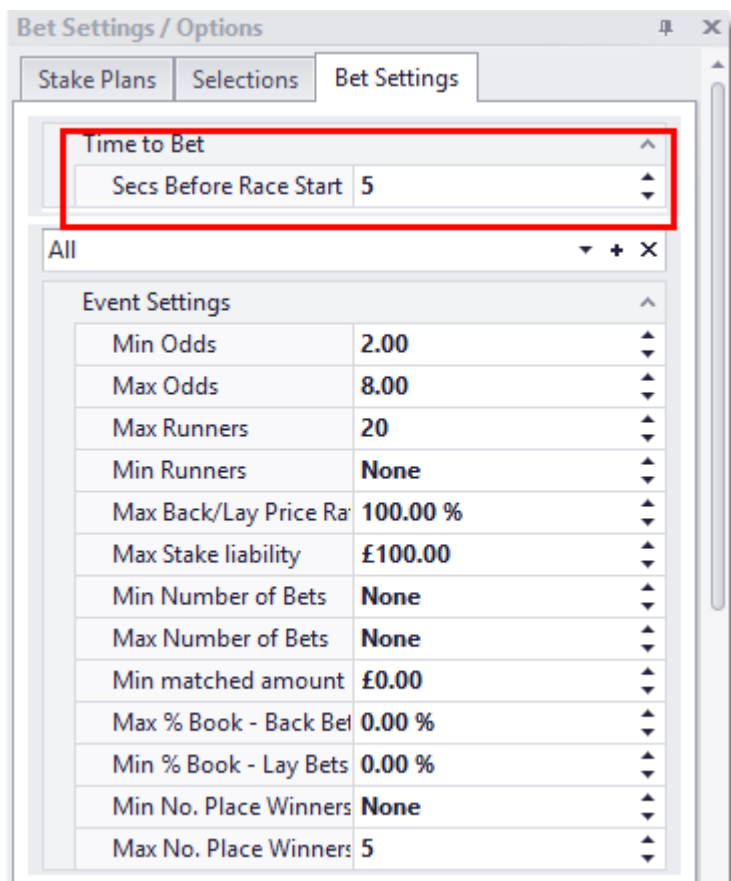
[Advanced Settings](#)

Secs Before Bet

This is the time before the race start that the bet is put on, if all criteria/filters are met.

Set from 1 sec to 24hrs.

If using bets below minimum you need to allow enough time to place the multiple bets involved so allow enough time for this. If set to 1 sec then there may not be enough time for the bet to be placed before the event goes in play/running.



The screenshot shows a software window titled "Bet Settings / Options" with three tabs: "Stake Plans", "Selections", and "Bet Settings". The "Bet Settings" tab is active. A red rectangle highlights the "Time to Bet" section, which contains a label "Secs Before Race Start" and a value of "5". Below this, there is a section titled "Event Settings" which contains a list of various betting parameters, each with a value and a small up/down arrow icon for adjustment.

| Event Settings | |
|--------------------------|----------|
| Min Odds | 2.00 |
| Max Odds | 8.00 |
| Max Runners | 20 |
| Min Runners | None |
| Max Back/Lay Price Ratio | 100.00 % |
| Max Stake liability | £100.00 |
| Min Number of Bets | None |
| Max Number of Bets | None |
| Min matched amount | £0.00 |
| Max % Book - Back Bet | 0.00 % |
| Min % Book - Lay Bets | 0.00 % |
| Min No. Place Winners | None |
| Max No. Place Winners | 5 |

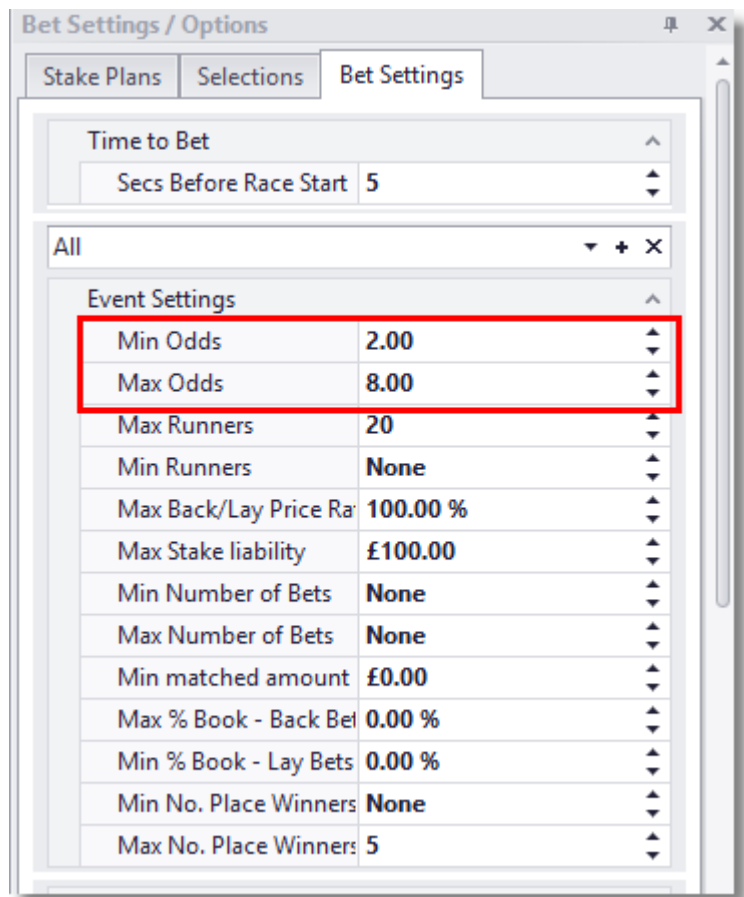
Event Settings

These settings/filters are checked before a bet is placed.

| Event Settings | | ^ |
|-----------------------|----------|----|
| Min Odds | 2.00 | ▲▼ |
| Max Odds | 8.00 | ▲▼ |
| Max Runners | 20 | ▲▼ |
| Min Runners | None | ▲▼ |
| Max Back/Lay Price Ra | 100.00 % | ▲▼ |
| Max Stake liability | £100.00 | ▲▼ |
| Min Number of Bets | None | ▲▼ |
| Max Number of Bets | None | ▲▼ |
| Min matched amount | £0.00 | ▲▼ |
| Max % Book - Back Bet | 0.00 % | ▲▼ |
| Min % Book - Lay Bets | 0.00 % | ▲▼ |
| Min No. Place Winners | None | ▲▼ |
| Max No. Place Winners | 5 | ▲▼ |

Min/Max Odds

You can set the range of odds you will accept bets on using the drop down boxes.



Bet Settings / Options

Stake Plans | Selections | **Bet Settings**

Time to Bet ^

Secs Before Race Start 5

All ▾ + ×

Event Settings ^

| | | |
|--------------------------|----------|-----|
| Min Odds | 2.00 | ▲ ▼ |
| Max Odds | 8.00 | ▲ ▼ |
| Max Runners | 20 | ▲ ▼ |
| Min Runners | None | ▲ ▼ |
| Max Back/Lay Price Ratio | 100.00 % | ▲ ▼ |
| Max Stake liability | £100.00 | ▲ ▼ |
| Min Number of Bets | None | ▲ ▼ |
| Max Number of Bets | None | ▲ ▼ |
| Min matched amount | £0.00 | ▲ ▼ |
| Max % Book - Back Bet | 0.00 % | ▲ ▼ |
| Min % Book - Lay Bets | 0.00 % | ▲ ▼ |
| Min No. Place Winners | None | ▲ ▼ |
| Max No. Place Winners | 5 | ▲ ▼ |

You can set separate odds ranges and other settings for different events listed like Greyhound Racing, Horse Racing, Soccer & Tennis.

Just click the + symbol to select the event, then change the parameters.

Bet Settings / Options

Stake Plans | Selections | Bet Settings

Time to Bet

Secs Before Race Start 5

All

Event Settings

| | |
|--------------------------|----------|
| Min Odds | 2.00 |
| Max Odds | 8.00 |
| Max Runners | 20 |
| Min Runners | None |
| Max Back/Lay Price Ratio | 100.00 % |
| Max Stake liability | £100.00 |
| Min Number of Bets | None |
| Max Number of Bets | None |
| Min matched amount | £0.00 |
| Max % Book - Back Bet | 0.00 % |
| Min % Book - Lay Bets | 0.00 % |
| Min No. Place Winners | None |
| Max No. Place Winners | 5 |

Here we have Horse racing set to odds range 2.00 to 8.00

Bet Settings / Options

Stake Plans | Selections | Bet Settings

Time to Bet

Secs Before Race Start 5

Horse Racing

Event Settings

| | |
|--------------------------|----------|
| Min Odds | 2.00 |
| Max Odds | 8.00 |
| Max Runners | 20 |
| Min Runners | None |
| Max Back/Lay Price Ratio | 100.00 % |
| Max Stake liability | £100.00 |
| Min Number of Bets | None |
| Max Number of Bets | None |
| Min matched amount | £0.00 |
| Max % Book - Back Bet | 0.00 % |
| Min % Book - Lay Bets | 0.00 % |
| Min No. Place Winners | None |
| Max No. Place Winners | 5 |

| Event Type |
|------------------|
| All |
| Greyhound Racing |
| Horse Racing |
| Soccer |

Here we have greyhounds set for odds 3.0 - 4.0

Stake Plans

Selections

Bet Settings

Time to Bet

Secs Before Race Start

5

Greyhound Racing

Event Settings

| | |
|--------------------------|----------|
| Min Odds | 3.00 |
| Max Odds | 4.00 |
| Max Runners | 20 |
| Min Runners | None |
| Max Back/Lay Price Ratio | 100.00 % |
| Max Stake liability | £100.00 |
| Min Number of Bets | None |
| Max Number of Bets | None |
| Min matched amount | £0.00 |
| Max % Book - Back Bet | 0.00 % |
| Min % Book - Lay Bets | 0.00 % |
| Min No. Place Winners | None |
| Max No. Place Winners | 5 |

You can delete the individual settings by clicking the X

Bet Settings / Options

Stake Plans Selections **Bet Settings**

Time to Bet ^

Secs Before Race Start 5

All ▾ + **X**

Event Settings ^

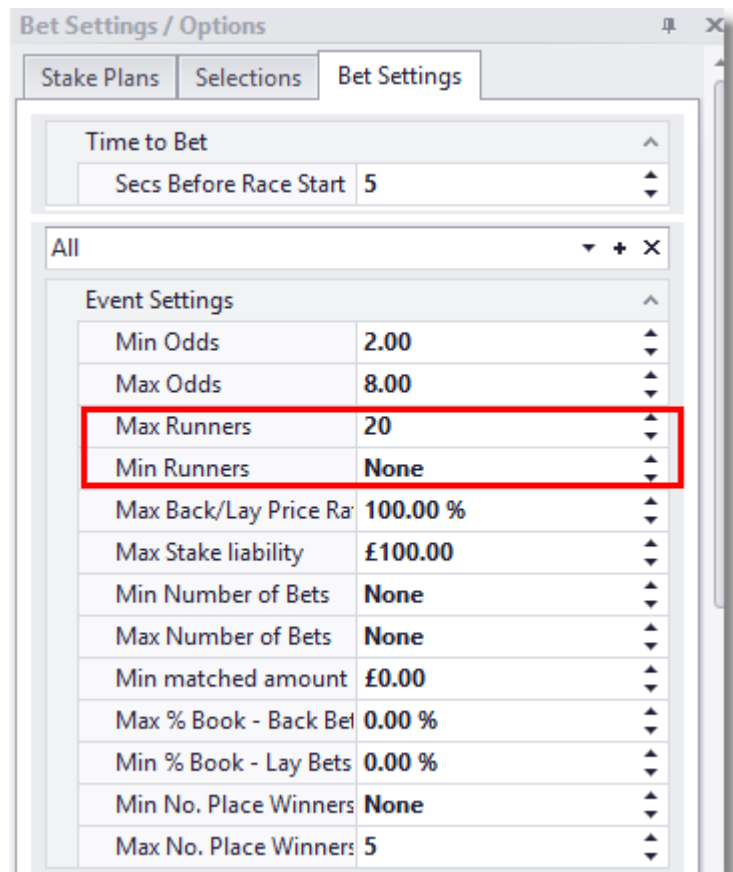
| | | |
|----------|------|--------|
| Min Odds | 2.00 | ▴ ▾ |
| Max Odds | 8.00 | ▴ ▾ |

Min/Max Number of Runners

This is for horse racing only.

The number of runners in a race must be within this range for a bet to be placed.

Scale none to 100+ runners



The screenshot shows a software window titled "Bet Settings / Options" with three tabs: "Stake Plans", "Selections", and "Bet Settings". The "Bet Settings" tab is active. Under the "Time to Bet" section, "Secs Before Race Start" is set to 5. Below this is a filter bar set to "All". The "Event Settings" section is expanded, showing a list of settings with up and down arrows for adjustment. The "Max Runners" and "Min Runners" settings are highlighted with a red rectangular box. "Max Runners" is set to 20, and "Min Runners" is set to None. Other settings include "Max Odds" at 8.00, "Min Odds" at 2.00, "Max Back/Lay Price Ratio" at 100.00 %, "Max Stake liability" at £100.00, "Min Number of Bets" at None, "Max Number of Bets" at None, "Min matched amount" at £0.00, "Max % Book - Back Bet" at 0.00 %, "Min % Book - Lay Bets" at 0.00 %, "Min No. Place Winners" at None, and "Max No. Place Winners" at 5.

| Event Settings | |
|--------------------------|----------|
| Min Odds | 2.00 |
| Max Odds | 8.00 |
| Max Runners | 20 |
| Min Runners | None |
| Max Back/Lay Price Ratio | 100.00 % |
| Max Stake liability | £100.00 |
| Min Number of Bets | None |
| Max Number of Bets | None |
| Min matched amount | £0.00 |
| Max % Book - Back Bet | 0.00 % |
| Min % Book - Lay Bets | 0.00 % |
| Min No. Place Winners | None |
| Max No. Place Winners | 5 |

Back/Lay Price Ratio

This prevents a bet being placed if the lay price is too far away from the back price. When there is low liquidity this can be a problem, lay prices may not present good value. Generally the closer to the race you bet, the better liquidity and tighter the spread.

Example 1 - Back odds 3.9, Lay odds 4.5, % back/lay ratio 10%

The calculation will be $(4.5 - 3.9) / 3.9 \times 100 = 15\%$ - the spread is too big so a bet won't be placed.

Example 2 - Back odds 3.9, Lay odds 4.2, % back/lay ratio 10%

The calculation will be $(4.2 - 3.9) / 3.9 \times 100 = 7.6\%$ - the spread is within range so a bet will be placed.

Setting to 0 will disable the back/lay ratio.

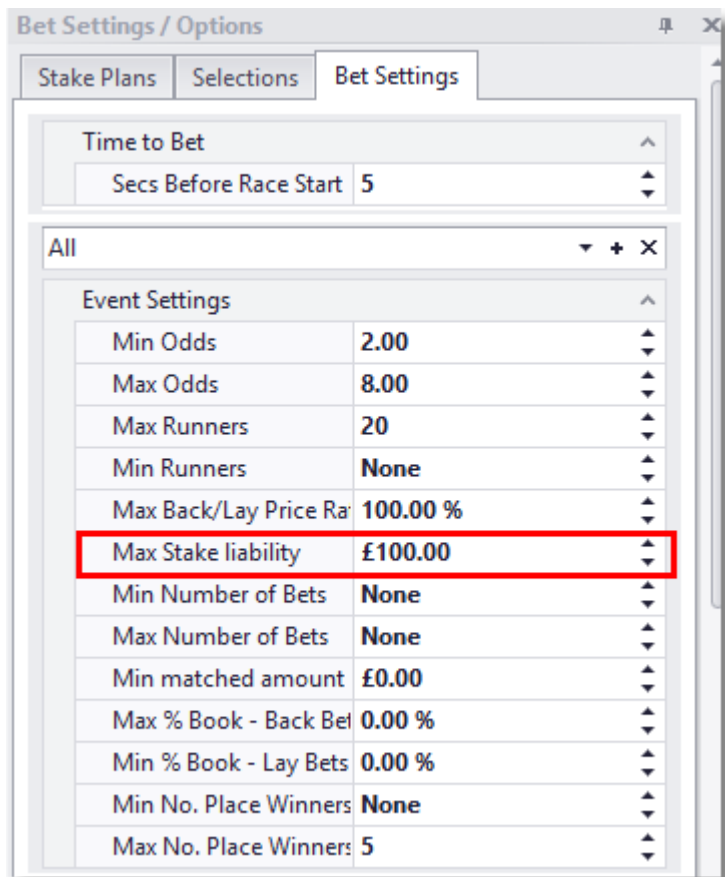
The screenshot shows a software interface titled "Bet Settings / Options". It has three tabs: "Stake Plans", "Selections", and "Bet Settings", with "Bet Settings" being the active tab. Under the "Time to Bet" section, "Secs Before Race Start" is set to 5. Below this is a section for "Event Settings" which contains a list of configurable options, each with a value and a spinner control. The "Max Back/Lay Price Ratio" option is highlighted with a red rectangular box and is currently set to "100.00 %".

| Event Settings | |
|--------------------------|----------|
| Min Odds | 2.00 |
| Max Odds | 8.00 |
| Max Runners | 20 |
| Min Runners | None |
| Max Back/Lay Price Ratio | 100.00 % |
| Max Stake liability | £100.00 |
| Min Number of Bets | None |
| Max Number of Bets | None |
| Min matched amount | £0.00 |
| Max % Book - Back Bet | 0.00 % |
| Min % Book - Lay Bets | 0.00 % |
| Min No. Place Winners | None |
| Max No. Place Winners | 5 |

Max Stake/Liability

This is another safety feature especially good for stopping stakes getting out of hand.

The bot will stop if the stake size (when backing) or liability (when laying) gets larger than the set figure.



The screenshot shows a software window titled "Bet Settings / Options" with three tabs: "Stake Plans", "Selections", and "Bet Settings". The "Bet Settings" tab is active. It contains a "Time to Bet" section with a "Secs Before Race Start" set to 5. Below this is a list of "Event Settings" with various adjustable parameters. The "Max Stake liability" is set to £100.00 and is highlighted with a red rectangular box. Other settings include Min Odds (2.00), Max Odds (8.00), Max Runners (20), Min Runners (None), Max Back/Lay Price Ratio (100.00 %), Min Number of Bets (None), Max Number of Bets (None), Min matched amount (£0.00), Max % Book - Back Bet (0.00 %), Min % Book - Lay Bets (0.00 %), Min No. Place Winners (None), and Max No. Place Winners (5).

| Event Settings | |
|----------------------------|----------------|
| Min Odds | 2.00 |
| Max Odds | 8.00 |
| Max Runners | 20 |
| Min Runners | None |
| Max Back/Lay Price Ratio | 100.00 % |
| Max Stake liability | £100.00 |
| Min Number of Bets | None |
| Max Number of Bets | None |
| Min matched amount | £0.00 |
| Max % Book - Back Bet | 0.00 % |
| Min % Book - Lay Bets | 0.00 % |
| Min No. Place Winners | None |
| Max No. Place Winners | 5 |

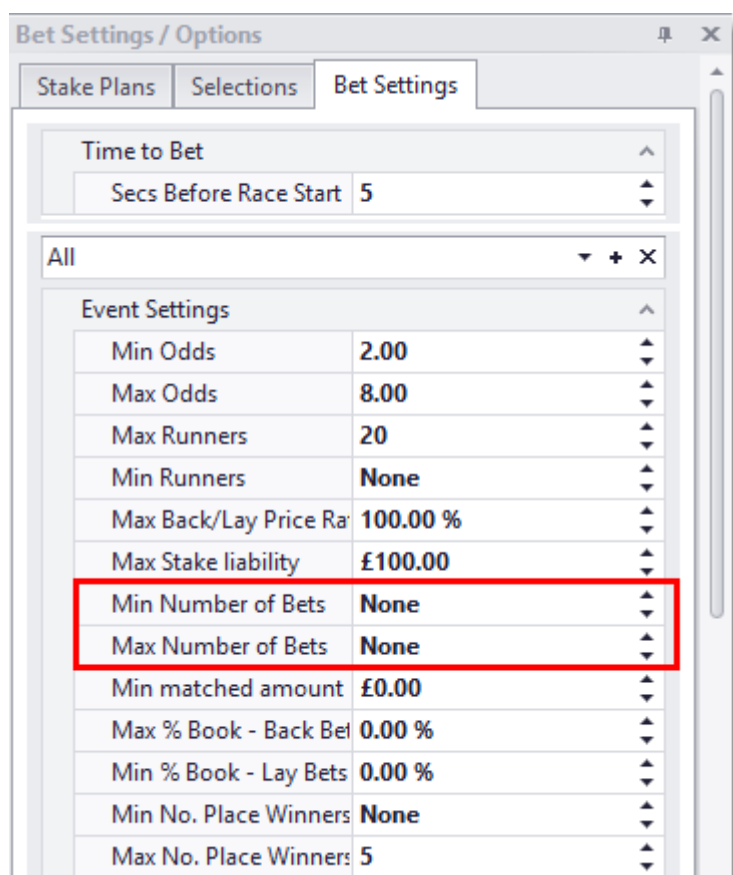
Min/Max Number of Bets

This is a filter for the number of bets to be placed.

If both were set to 3 when using Dutch staking you could make sure all 3 bets are placed or none at all.

Also useful for multiple manual or multiple favourite bets to make sure you only bet if all bets can be placed.

Setting to None default will disable this filter.



The screenshot shows a software window titled "Bet Settings / Options" with three tabs: "Stake Plans", "Selections", and "Bet Settings". The "Bet Settings" tab is active. It contains a "Time to Bet" section with a "Secs Before Race Start" set to 5. Below this is a list of "Event Settings" with various betting parameters. The "Min Number of Bets" and "Max Number of Bets" are both set to "None" and are highlighted with a red rectangular box.

| Event Settings | |
|--------------------------|----------|
| Min Odds | 2.00 |
| Max Odds | 8.00 |
| Max Runners | 20 |
| Min Runners | None |
| Max Back/Lay Price Ratio | 100.00 % |
| Max Stake liability | £100.00 |
| Min Number of Bets | None |
| Max Number of Bets | None |
| Min matched amount | £0.00 |
| Max % Book - Back Bet | 0.00 % |
| Min % Book - Lay Bets | 0.00 % |
| Min No. Place Winners | None |
| Max No. Place Winners | 5 |

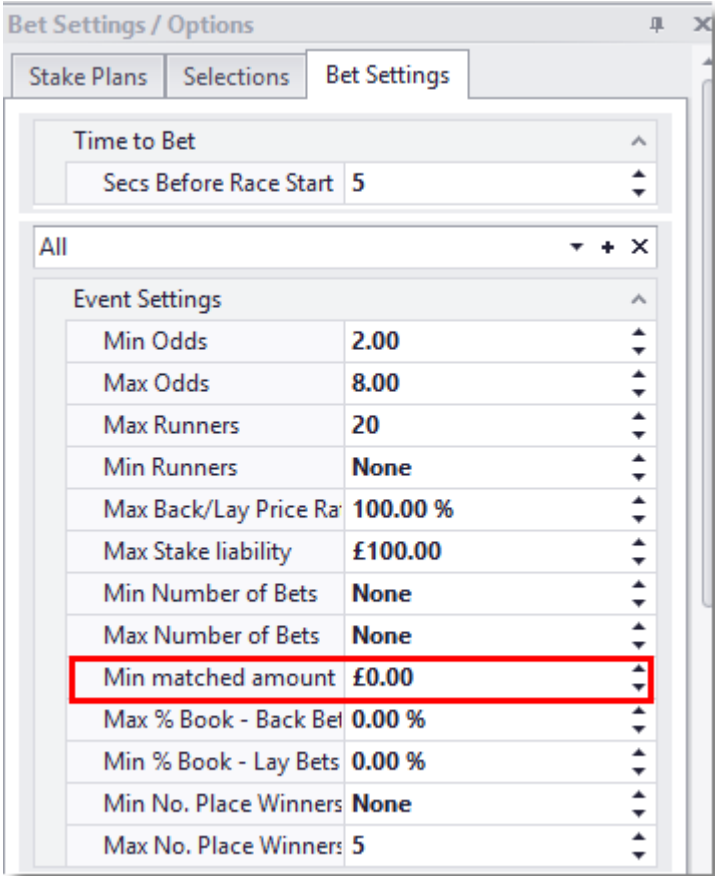
Minimum Matched Amount

This is the total amount matched on Betfair for the market/race.

You can use this filter to filter out the races with little money in the market.

If the total amount matched is not greater than the minimum set a bet will not be placed.

0 default will disable this filter.



Screenshot showing the Betfair website and total matched amount.

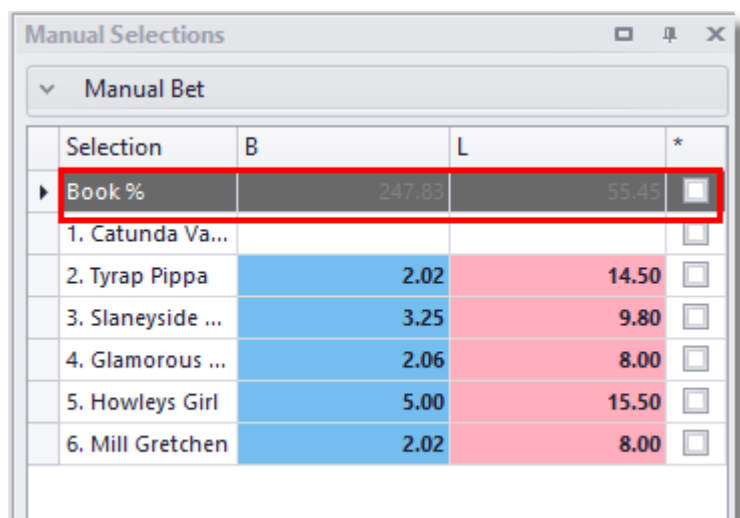
| | | | | | | | |
|----------------------------|------------------------------------|---|---------------|--------------|---------------|--------------|---------------|
| WIN - Matched: GBP 628,799 | | Racecard Tote BSP M Going In-Play Rules | | | | | |
| | | 101.1% | | Back | Lay | 98.8% | |
| | | | | ↓ | ↑ | | |
| 2 | Royal Opera Danny Cook | 1.9 £1799 | 1.91 £1808 | 1.92 £591 | 1.94 £1113 | 1.95 £627 | 1.96 £1210 |
| 1 | Boston Blue Lee Edwards | 9.6 £83 | 9.8 £219 | 10 £368 | 10.5 £661 | 11 £143 | 11.5 £211 |
| 5 | White Diamond Ryan Mahon | 4 £2224 | 4.1 £1377 | 4.2 £294 | 4.3 £1325 | 4.4 £266 | 4.5 £756 |
| 6 | Catawallow Harry Haynes | 15.5 £37 | 16 £237 | 16.5 £133 | 17.5 £4 | 18 £49 | 18.5 £34 |
| 7 | Queen Of Epirus Dougie Costello | 30 £119 | 32 £175 | 34 £37 | 36 £159 | 38 £226 | 40 £38 |
| 9 | Nurse Dominatrix Alexander Voy | 27 £24 | 28 £37 | 29 £28 | 30 £70 | 32 £87 | 34 £47 |
| 8 | Giveitago James Reveley | 55 £85 | 60 £102 | 65 £113 | 70 £176 | 75 £273 | 80 £50 |
| 3 | Dresden Mr J. Mahot | 70 £42 | 75 £9 | 80 £45 | 85 £30 | 90 £22 | 95 £18 |
| 4 | Argaum Paul Moloney | Non Runner | | | | | |

Min Lay Book /Max Back Book

The book % is the same value as that shown at the top of the Betfair website interface.


If a runner is not included or the liquidity is poor then you will likely get figures not close to 100% which would be standard.

The place market book % can be a lot higher, maybe 300% so you may need to adjust this filter to get bets sent.



| Selection | B | L | * |
|-------------------|--------|-------|--------------------------|
| Book % | 247.83 | 55.45 | <input type="checkbox"/> |
| 1. Catunda Va... | | | <input type="checkbox"/> |
| 2. Tyrap Pippa | 2.02 | 14.50 | <input type="checkbox"/> |
| 3. Slaneyside ... | 3.25 | 9.80 | <input type="checkbox"/> |
| 4. Glamorous ... | 2.06 | 8.00 | <input type="checkbox"/> |
| 5. Howleys Girl | 5.00 | 15.50 | <input type="checkbox"/> |
| 6. Mill Gretchen | 2.02 | 8.00 | <input type="checkbox"/> |

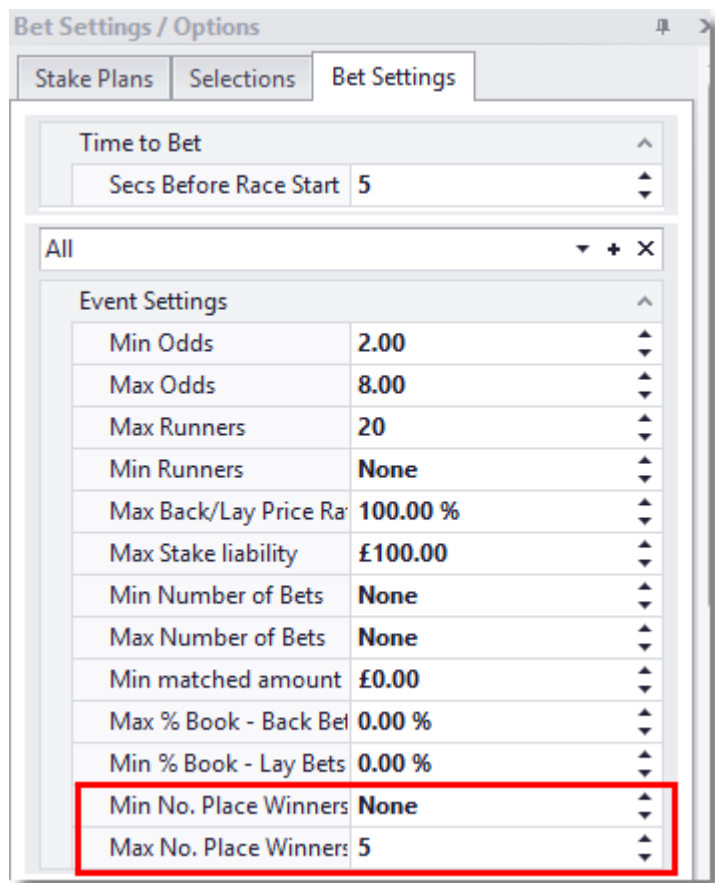
The equivalent figures as seen on the Betfair site.



| WIN - Matched: GBP 418,147 | | Book % | | Lay % | |
|---|--------------|--------------|---------------|-------------|--------------|
| | | 101.6% | | | 99.3% |
| 6 (7) Living Leader Tom McLaughlin | 3.15 £962 | 3.2 £1837 | 3.25 £1384 | 3.3 £60 | 3.35 £429 |
| 7 (6) Chokidar Robert Winston | 5 £714 | 5.1 £255 | 5.2 £173 | 5.3 £262 | 5.4 £333 |
| 1 (1) Rakaan Fergus Sweeney | 7.8 £340 | 8 £278 | 8.2 £175 | 8.4 £179 | 8.6 £175 |
| 2 (8) Als Memory Adam Kirby | 4.5 £881 | 4.6 £836 | 4.7 £823 | 4.8 £252 | 4.9 £427 |
| 4 (3) Showboating William Twiston-Davies | 7.6 £85 | 7.8 £156 | 8 £198 | 8.2 £283 | 8.4 £67 |
| 8 (5) Titan Triumph Jimmy Quinn | 40 £49 | 42 £65 | 44 £44 | 48 £26 | 50 £33 |
| 5 (2) Chiswick Bey Liam Keniry | 28 £81 | 29 £80 | 30 £43 | 32 £123 | 34 £147 |
| 3 (4) Kickingthelilly Chris Catlin | | | | | |
| Non Runner | | | | | |

Min/Max Number Place Winners

This will not place a bet if the number of place winners in a race is outside the range set here.



The screenshot shows a software window titled "Bet Settings / Options" with three tabs: "Stake Plans", "Selections", and "Bet Settings". The "Bet Settings" tab is active. It contains a "Time to Bet" section with a "Secs Before Race Start" dropdown set to "5". Below this is a list of "Event Settings" with various betting parameters. The last two settings, "Min No. Place Winners" and "Max No. Place Winners", are highlighted with a red rectangular box. The "Min No. Place Winners" is set to "None" and the "Max No. Place Winners" is set to "5".

| Event Settings | |
|-----------------------|----------|
| Min Odds | 2.00 |
| Max Odds | 8.00 |
| Max Runners | 20 |
| Min Runners | None |
| Max Back/Lay Price Ra | 100.00 % |
| Max Stake liability | £100.00 |
| Min Number of Bets | None |
| Max Number of Bets | None |
| Min matched amount | £0.00 |
| Max % Book - Back Bet | 0.00 % |
| Min % Book - Lay Bets | 0.00 % |
| Min No. Place Winners | None |
| Max No. Place Winners | 5 |

This works only when the place (each way) markets are loaded.

The place market is the same as each way bets. The race will payout on the first 3 placed runners perhaps if there are 8 runners.

Stop Conditions

Bet Settings / Options

Min Number of Bets

None

Max Number of Bets

None

Min matched amount

£0.00

Max % Book - Back Bet

0.00 %

Min % Book - Lay Bets

0.00 %

Min No. Place Winners

None

Max No. Place Winners

5

Stop Conditions

Amount Loss

£100.00

Amount Profit

£100.00

Max Losers

None

Max Winners

None

Consecutive Losers

None

Consecutive Winners

None

Trailing Stop

☐

% Bank Increase

0.00 %

Advanced Settings

Bet on starting price

☐

Unsettled Bets Allowed

1

Adjust Bet Ticks

0

Don't Bet On Reserves

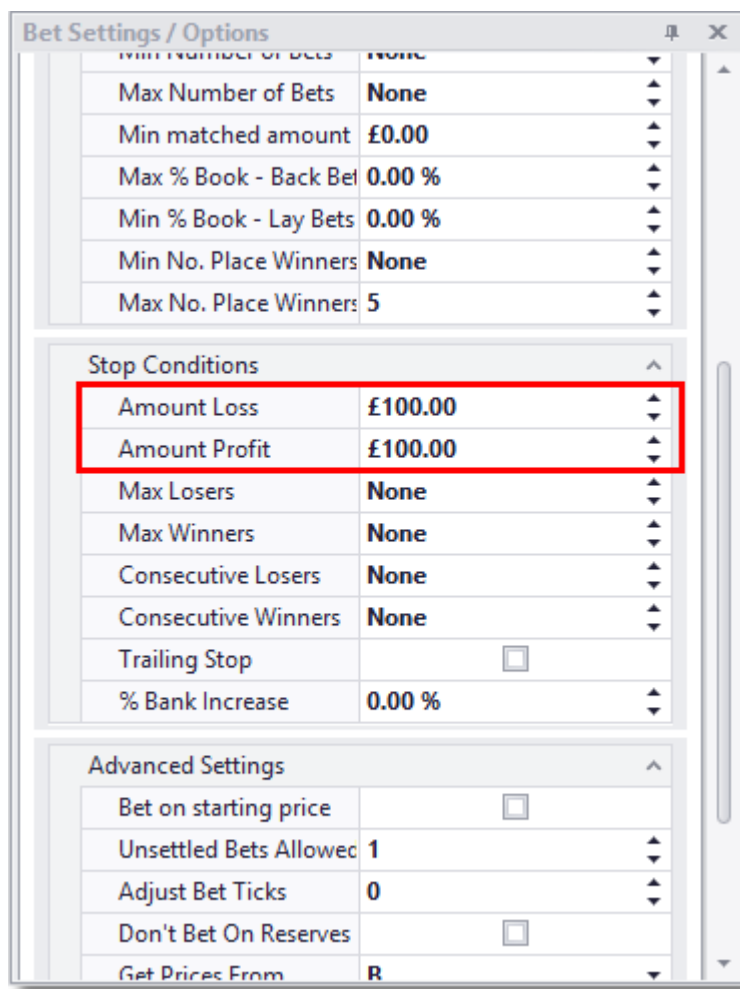
☐

Get Prices From

R

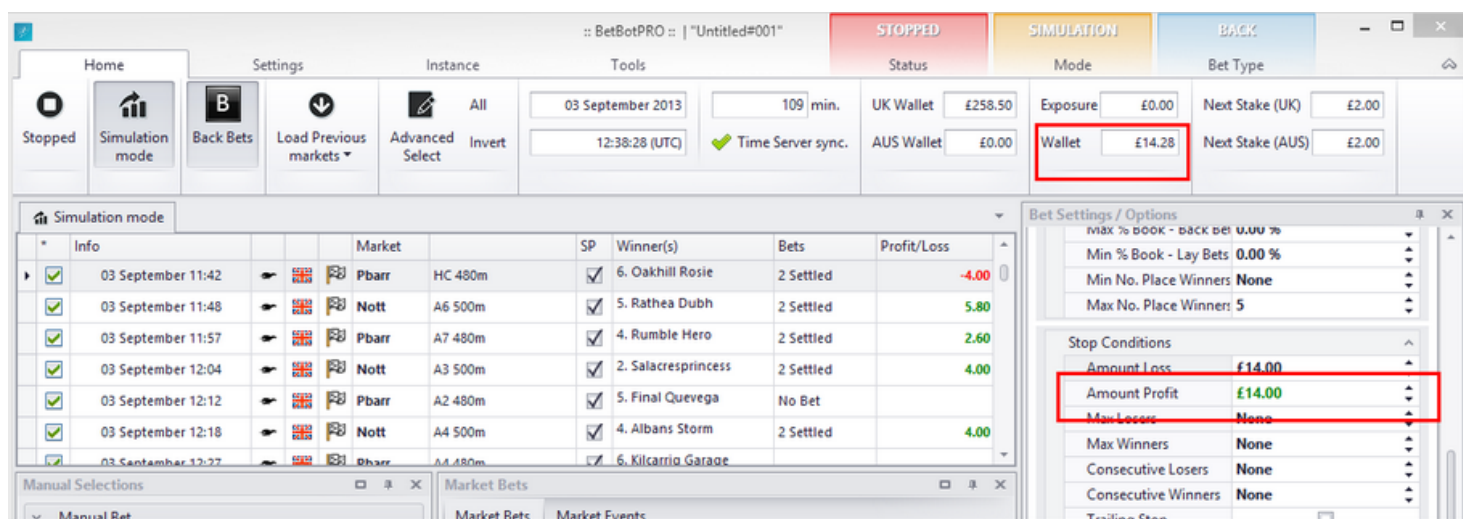
Maximum Profit/Loss

If the Bot Wallet becomes more than the Maximum Profit the Bot Status turns to Stopped, and no more bets are placed.



| Bet Settings / Options | |
|------------------------|--------------------------|
| Max Number of Bets | None |
| Min matched amount | £0.00 |
| Max % Book - Back Bet | 0.00 % |
| Min % Book - Lay Bets | 0.00 % |
| Min No. Place Winners | None |
| Max No. Place Winners | 5 |
| Stop Conditions | |
| Amount Loss | £100.00 |
| Amount Profit | £100.00 |
| Max Losers | None |
| Max Winners | None |
| Consecutive Losers | None |
| Consecutive Winners | None |
| Trailing Stop | <input type="checkbox"/> |
| % Bank Increase | 0.00 % |
| Advanced Settings | |
| Bet on starting price | <input type="checkbox"/> |
| Unsettled Bets Allowed | 1 |
| Adjust Bet Ticks | 0 |
| Don't Bet On Reserves | <input type="checkbox"/> |
| Get Prices From | R |

You can restart after changing the loss amount so the wallet is not greater than the Max Profit Set.



| Bet Settings / Options | |
|------------------------|--------------------------|
| Max % Book - Back Bet | 0.00 % |
| Min % Book - Lay Bets | 0.00 % |
| Min No. Place Winners | None |
| Max No. Place Winners | 5 |
| Stop Conditions | |
| Amount Loss | £14.00 |
| Amount Profit | £14.00 |
| Max Losers | None |
| Max Winners | None |
| Consecutive Losers | None |
| Consecutive Winners | None |
| Trailing Stop | <input type="checkbox"/> |

| Info | Market | SP | Winner(s) | Bets | Profit/Loss |
|--------------------|---------------|---------------------|-----------|-------|-------------|
| 03 September 11:42 | Pbarr HC 480m | 6. Oakhill Rosie | 2 Settled | -4.00 | |
| 03 September 11:48 | Nott A6 500m | 5. Rathea Dubh | 2 Settled | 5.80 | |
| 03 September 11:57 | Pbarr A7 480m | 4. Rumble Hero | 2 Settled | 2.60 | |
| 03 September 12:04 | Nott A3 500m | 2. Salacresprincess | 2 Settled | 4.00 | |
| 03 September 12:12 | Pbarr A2 480m | 5. Final Quevega | No Bet | | |
| 03 September 12:18 | Nott A4 500m | 4. Albans Storm | 2 Settled | 4.00 | |
| 03 September 12:27 | Pbarr A4 480m | 6. Kilcarrio Garage | | | |

If the Bot Wallet becomes less than the Maximum Loss the Bot Status turns to Stopped, and no more bets are placed.

You can restart after changing the loss amount so the bot wallet is not greater than the Max loss amount.

:: BetBotPRO :: | "New Vendor Reg"
 STOPPED
SIMULATION
BACK

Home Settings Instance Tools Status Mode Bet Type

Stopped Simulation mode Back Bets Load Previous markets Advanced Select Invert

03 September 2013 12:41:58 (UTC) 908 min. Time Server sync.

UK Wallet £258.50 AUS Wallet £0.00 Exposure £0.00 **Wallet -£3.00**

Simulation mode

| Info | Market | SP | Winner(s) | Bets | Profit/Loss |
|--------------------|---------------|---------------|--------------------|--------|-------------|
| 03 September 12:23 | Lism (AUS) R9 | R9 520m Gr5 | 9. Layback Cloud | 1 S... | -1.36 |
| 03 September 12:27 | Wgul (AUS) R9 | R9 460m FFA | 3. Whata Good Size | No ... | |
| 03 September 12:35 | Town (AUS) R8 | R8 380m Gr1/2 | 7. Herman John | 1 S... | 3.65 |
| | | | 3. Zig Zag | | |

Manual Selections

Manual Bet

| Selection | B | L | * |
|-------------------|--------|-------|---|
| Book % | 105.38 | 94.60 | |
| 1. Shes A Hu... | 2.76 | 2.80 | |
| 2. Jagged Edge | 4.40 | 4.50 | |
| 4. Make It Ten | 16.50 | 65.00 | |
| 5. Tranquil Lily | 5.60 | 7.20 | |
| 6. Bairnsdale ... | | 15.50 | |
| 8. Pass The S... | 11.50 | 12.00 | |

Closed

Market Bets

| Se... | D... | D... | SP | T... | St... | Size | Pr... | Pr... |
|--------|-------|-------|----|------|-------|------|-------|-------|
| 1. ... | 10... | 10... | | B | S | 3.85 | 3.80 | -3.85 |

Market Events

Reasons for non bet placement

| Selection | Type | Time |
|-----------|------|------|
|-----------|------|------|

Bet Settings / Options

Max Stake liability £100.00
 Min Number of Bets None
 Max Number of Bets None
 Min matched amount £0.00
 Max % Book - Back Bets 0.00 %
 Min % Book - Lay Bets 0.00 %
 Min No. Place Winners None
 Max No. Place Winners 5

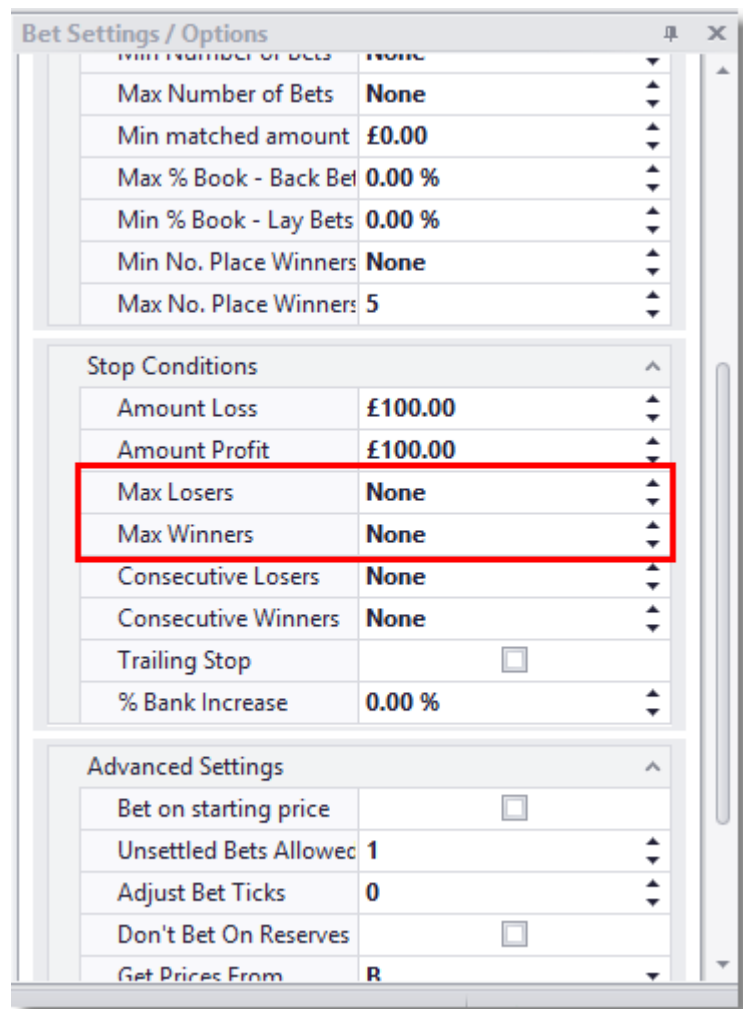
Stop Conditions

Amount Loss £2.00
 Amount Profit £100.00
 Max Losers None
 Max Winners None
 Consecutive Losers None
 Consecutive Winners None
 Trailing Stop ☐
 % Bank Increase 0.00 %

Max Losers and Maximum Winners

These settings will stop the Bot as soon as you have x number of losing bets or you have x number of winning bets in total.

These bets do not need to be consecutive.

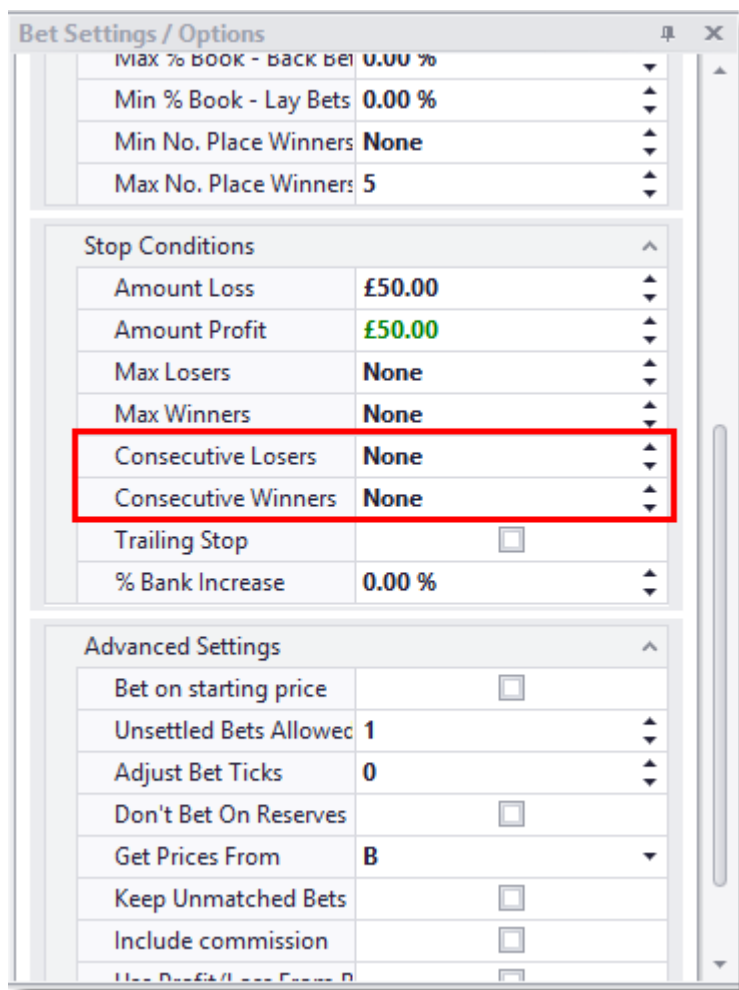


The screenshot shows a software window titled "Bet Settings / Options". It contains several sections for configuring betting parameters. The "Stop Conditions" section is expanded, and the "Max Losers" and "Max Winners" rows are highlighted with a red rectangle.

| Bet Settings / Options | |
|------------------------|--------------------------|
| Min Number of Bets | None |
| Max Number of Bets | None |
| Min matched amount | £0.00 |
| Max % Book - Back Bet | 0.00 % |
| Min % Book - Lay Bets | 0.00 % |
| Min No. Place Winners | None |
| Max No. Place Winners | 5 |
| Stop Conditions | |
| Amount Loss | £100.00 |
| Amount Profit | £100.00 |
| Max Losers | None |
| Max Winners | None |
| Consecutive Losers | None |
| Consecutive Winners | None |
| Trailing Stop | <input type="checkbox"/> |
| % Bank Increase | 0.00 % |
| Advanced Settings | |
| Bet on starting price | <input type="checkbox"/> |
| Unsettled Bets Allowed | 1 |
| Adjust Bet Ticks | 0 |
| Don't Bet On Reserves | <input type="checkbox"/> |
| Get Prices From | R |

Consecutive Losers and Winners

These settings will stop the bot when a certain number of consecutive bets in a row are met.



The screenshot shows a window titled "Bet Settings / Options" with a close button (X) in the top right corner. The window is divided into several sections:

- Top Section:** Contains four settings:
 - Max % Book - Back Bet: 0.00 %
 - Min % Book - Lay Bets: 0.00 %
 - Min No. Place Winners: None
 - Max No. Place Winners: 5
- Stop Conditions Section:** This section is highlighted with a red box. It contains six settings:
 - Amount Loss: £50.00
 - Amount Profit: £50.00
 - Max Losers: None
 - Max Winners: None
 - Consecutive Losers: None
 - Consecutive Winners: None
- Trailing Stop:** A checkbox that is currently unchecked.
- % Bank Increase:** 0.00 %
- Advanced Settings Section:** Contains eight settings:
 - Bet on starting price: ☐
 - Unsettled Bets Allowed: 1
 - Adjust Bet Ticks: 0
 - Don't Bet On Reserves: ☐
 - Get Prices From: B
 - Keep Unmatched Bets: ☐
 - Include commission: ☐
 - Use Profit/Loss From B: ☐

So if you set Consecutive losers to 3, if you have 3 losing bet results in a row the software will stop.

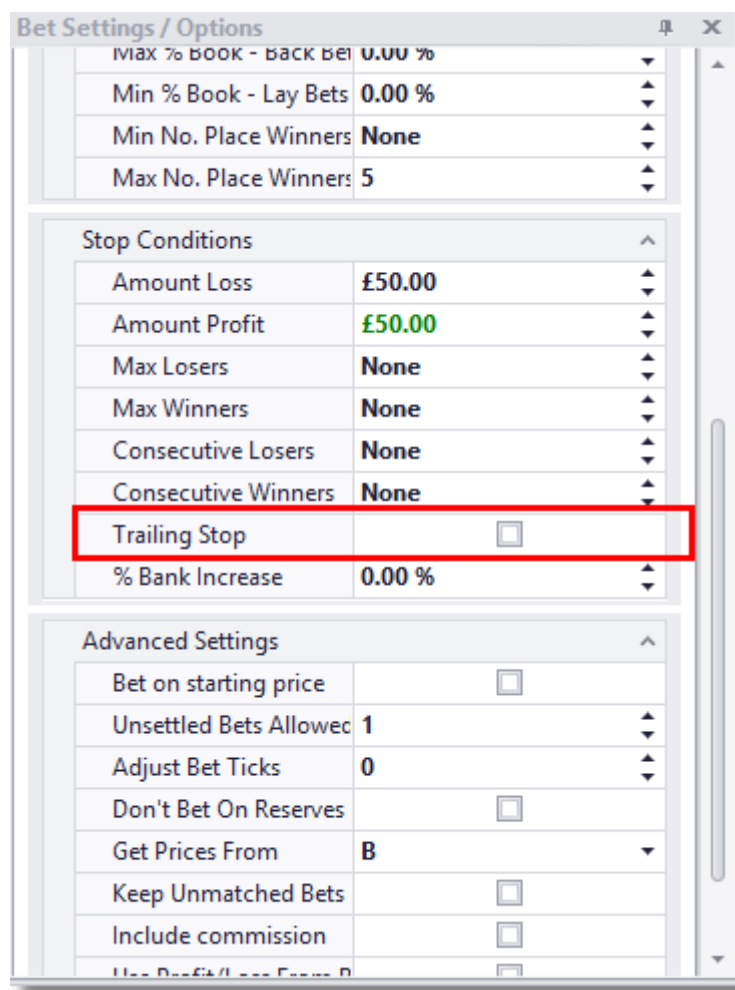
If you set consecutive winners to 2 the bot will stop after two winning bets in a row.

Trailing Stop

If you tick the box the stop will turn into a trailing stop.

This stop will track the peak profit by the set amount.

If the wallet falls below this limit the bot will be Stopped. You can see the stop status at the.



The screenshot shows a 'Bet Settings / Options' window with three main sections: 'Stop Conditions', 'Advanced Settings', and 'Trailing Stop'.

| Stop Conditions | |
|---------------------|--------------------------|
| Amount Loss | £50.00 |
| Amount Profit | £50.00 |
| Max Losers | None |
| Max Winners | None |
| Consecutive Losers | None |
| Consecutive Winners | None |
| Trailing Stop | <input type="checkbox"/> |
| % Bank Increase | 0.00 % |

| Advanced Settings | |
|------------------------|--------------------------|
| Bet on starting price | <input type="checkbox"/> |
| Unsettled Bets Allowed | 1 |
| Adjust Bet Ticks | 0 |
| Don't Bet On Reserves | <input type="checkbox"/> |
| Get Prices From | B |
| Keep Unmatched Bets | <input type="checkbox"/> |
| Include commission | <input type="checkbox"/> |
| Use Profit/Loss From D | <input type="checkbox"/> |

Bet Settings / Options

Max No. Place Win

Stop Conditions

| | |
|---------------------|-------------------------------------|
| Amount Loss | £10.00 |
| Amount Profit | £50.00 |
| Max Losers | None |
| Max Winners | None |
| Consecutive Losers | None |
| Consecutive Winners | None |
| Trailing Stop | <input checked="" type="checkbox"/> |
| % Bank Increase | 0.00 % |

Advanced Settings

| | |
|------------------------|--------------------------|
| Bet on starting price | <input type="checkbox"/> |
| Unsettled Bets Allowed | 1 |
| Adjust Bet Ticks | 0 |

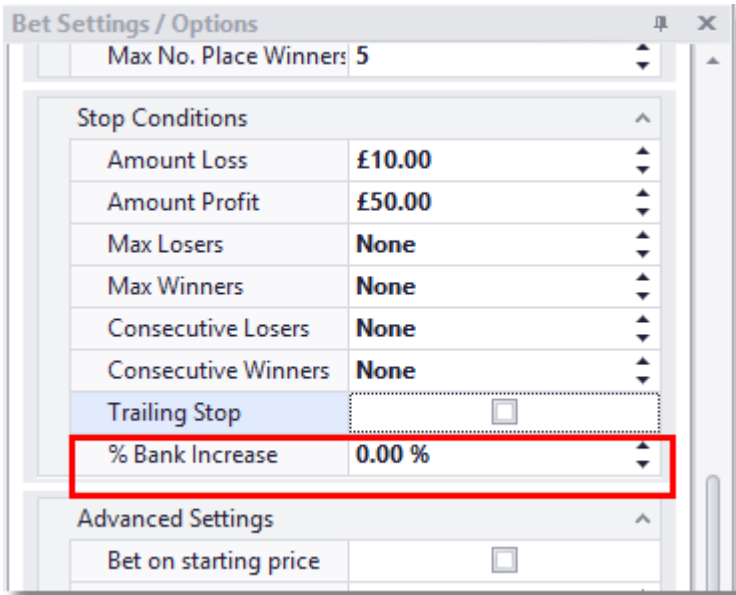
£10 trailing stop will track peak profit

Trailing stop set

Percentage Bank Increase Stop

This will stop the bot when the bank or UK Wallet (Betfair account balance) has increased by a certain %, so you can know the bot will stop every day when the bank has increased by 2% for instance.

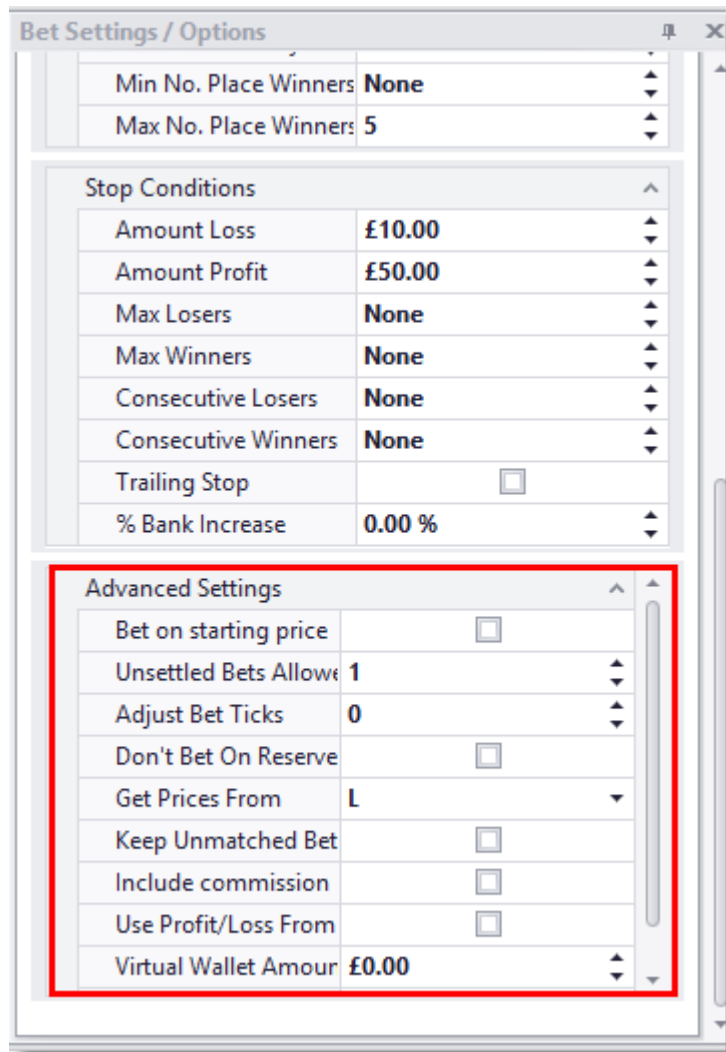
This is also useful for when using multiple bots and instances. If the account is increasing due to another bot making profits you can stop all bots based on the % increase.



The initial bank amount that the % is measured against is the amount recorded when the software is started for the day.

Advanced Settings

The advanced settings can also be used to control how bets are placed.



Bet Settings / Options

| | |
|-----------------------|------|
| Min No. Place Winners | None |
| Max No. Place Winners | 5 |

Stop Conditions

| | |
|---------------------|--------------------------|
| Amount Loss | £10.00 |
| Amount Profit | £50.00 |
| Max Losers | None |
| Max Winners | None |
| Consecutive Losers | None |
| Consecutive Winners | None |
| Trailing Stop | <input type="checkbox"/> |
| % Bank Increase | 0.00 % |

Advanced Settings

| | |
|------------------------|--------------------------|
| Bet on starting price | <input type="checkbox"/> |
| Unsettled Bets Allowed | 1 |
| Adjust Bet Ticks | 0 |
| Don't Bet On Reserve | <input type="checkbox"/> |
| Get Prices From | L |
| Keep Unmatched Bet | <input type="checkbox"/> |
| Include commission | <input type="checkbox"/> |
| Use Profit/Loss From | <input type="checkbox"/> |
| Virtual Wallet Amount | £0.00 |

Bet on Starting Price

Advanced Settings

| | |
|------------------------|--------------------------|
| Bet on starting price | <input type="checkbox"/> |
| Unsettled Bets Allowed | 1 |
| Adjust Bet Ticks | 0 |
| Don't Bet On Reserve | <input type="checkbox"/> |
| Get Prices From | L |
| Keep Unmatched Bet | <input type="checkbox"/> |
| Include commission | <input type="checkbox"/> |
| Use Profit/Loss From | <input type="checkbox"/> |
| Virtual Wallet Amount | £0.00 |

Tick to place Betfair Starting Price or BSP bets.

There is a minimum bet size for SP betting, £2 for backing and £10 liability for laying.

See the Betfair help site for more on SP betting http://promo.betfair.com/betfairsp/FAQs_theBasics.html

Screenshot of the Betfair website BSP prices:

WIN - Matched: GBP 408,551

Racecard Tote ☒ BSP ☐ Going In-Play ☐ Rules

Back 101.1% BSP projected odds Lay 98.9%

| | Back | BSP | Lay |
|--------------------------------------|---------------|--------------|-------------|
| 2 Royal Opera Danny Cook | 1.98 £1358 | 1.99 £740 | 2 £2193 |
| 1 Boston Blue Lee Edwards | 7.8 £93 | 8 £347 | 8.2 £209 |
| 5 White Diamond Ryan Mahon | 4.1 £1011 | 4.2 £1197 | 4.3 £378 |
| 6 Catawallow Harry Haynes | 13.5 £92 | 14 £151 | 14.5 £47 |
| 7 Queen Of Epirus Dougie Costello | 28 £25 | 29 £29 | 30 £101 |
| 9 Nurse Dominatrix Alexander Voy | 32 £36 | 34 £16 | 36 £36 |
| 8 Giveitago James Reveley | 50 £139 | 55 £17 | 60 £39 |
| 3 Dresden Mr J. Mahot | 90 £6 | 95 £14 | 100 £19 |
| 4 Argaum Paul Moloney | | | |

Non Runner

You can also check SP when loading races, so that you only load races with SP markets.

Load Previous or New markets button

Home Settings Instance

Running... Simulation mode

Lay Bets

Load Previous markets

Advanced Select

All Invert

Once the Markets window has loaded you can choose the country you want events/races from.

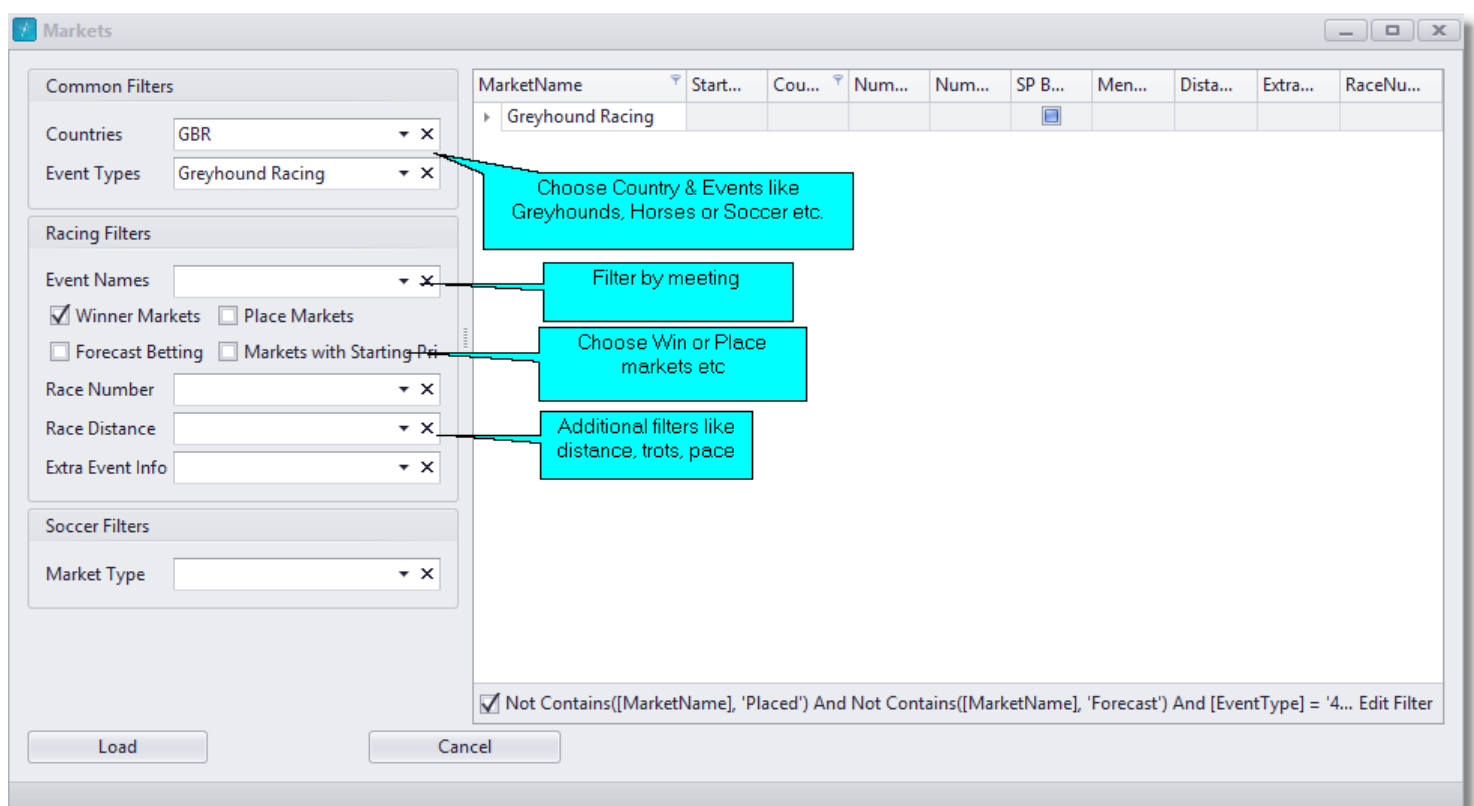
Once you have chosen the country, choose the event types, like Horse Racing, greyhound racing, Basketball, Cricket, Soccer & Tennis, even Snooker etc. You can pick multiple types although this may not give you the bets results.

Once you have chosen the event you can pick if you want win or place markets (place markets are Each Way markets). You can even pick both. You can also pick Forecast markets or Markets with SP or starting prices available.

e. If you wanted to bet on the Betfair SP prices for a horse to win/lose you would tick Win and SP before loading.

There is a minimum bet size for SP betting, £2 for backing and £10 liability for laying.

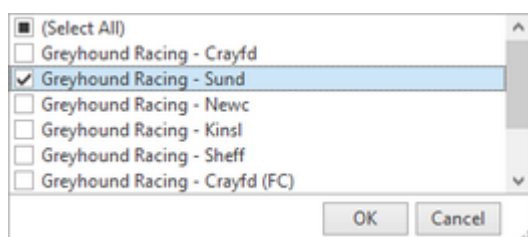
See the Betfair help site for more on SP betting http://promo.betfair.com/betfairsp/FAQs_theBasics.html



Once you have chosen your events and markets you can click the Load button.

Advanced Filtering/Loading

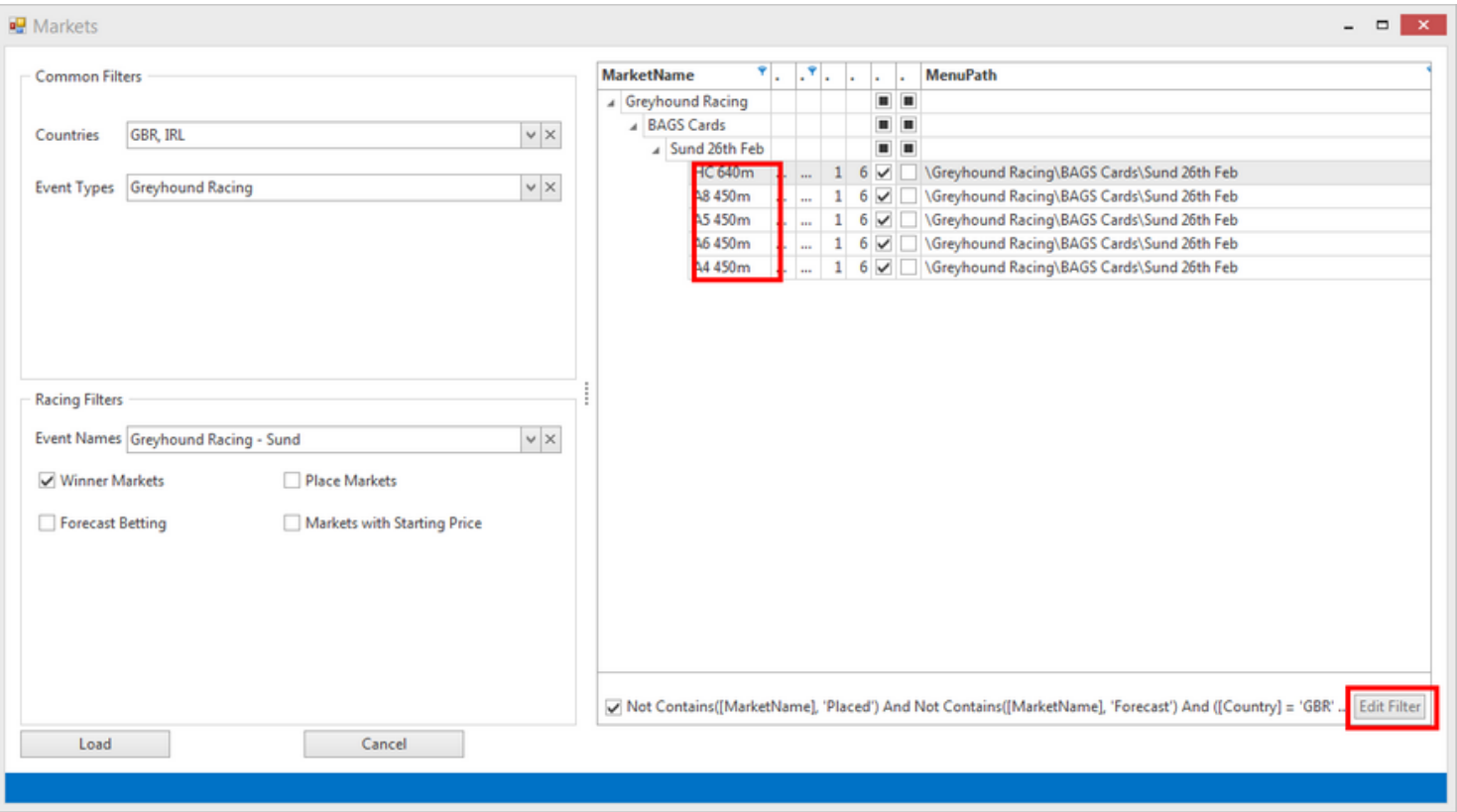
You could choose to load races from certain meetings only by selecting an event name.



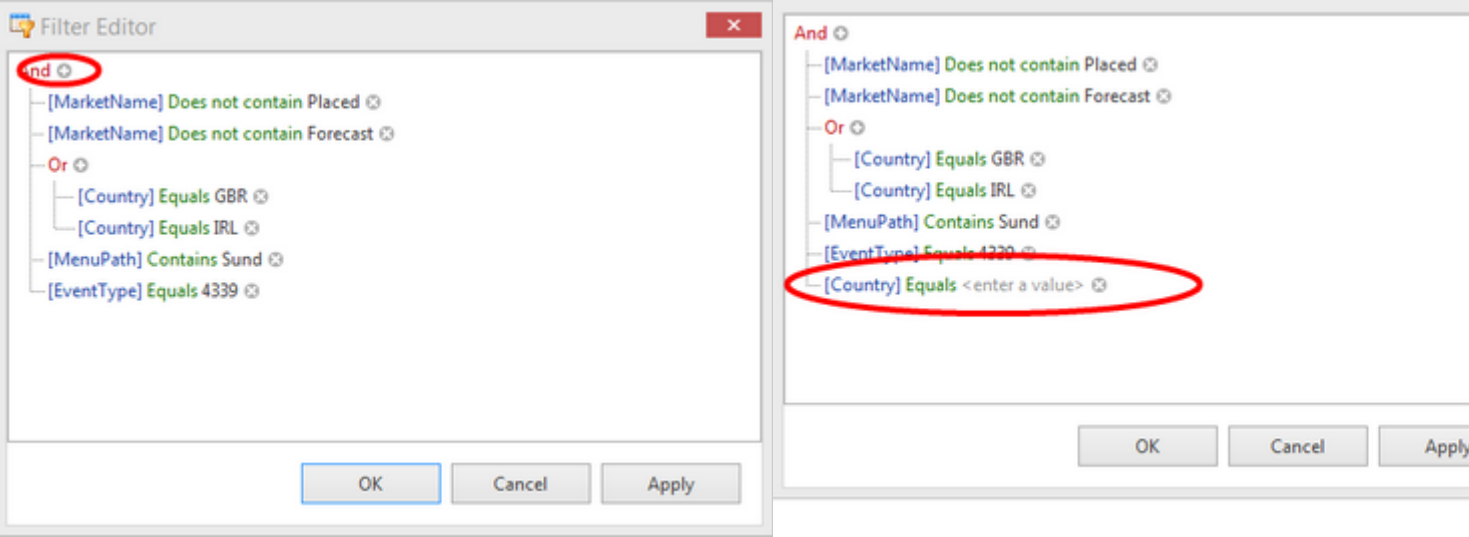
Edit Filter

You could also load races with custom parameters. Say in this case we want to load races which are 640m

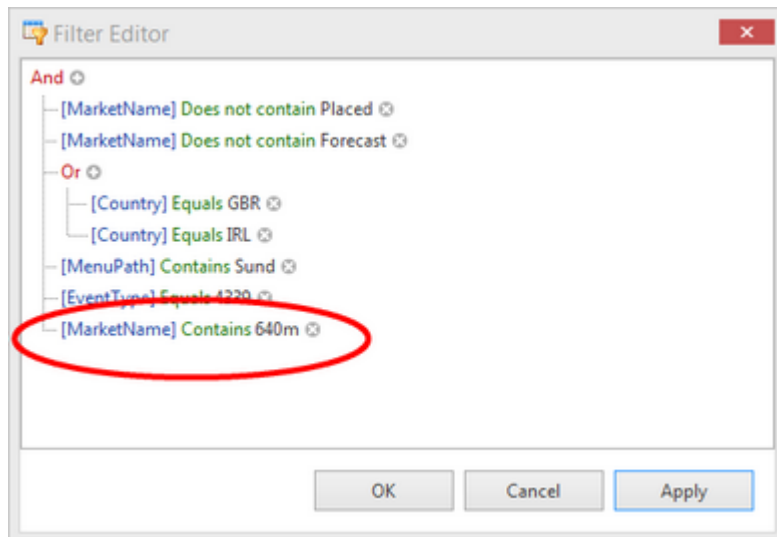
in distance only.



Click the edit filter button. Click the insert or add key + to add a filter.



Click the country variable and choose MarketName. Click the operator parameter to change to contains. Click the Enter Value parameter and enter 640m.



Click Apply. The race list will then be filtered to races with 640m contained in the MarketName. In this case just one race

| MarketName | | | | | | | | | MenuPath |
|------------------|--|--|--|---|---|-------------------------------------|--------------------------|--|--|
| Greyhound Racing | | | | | | | | | |
| BAGS Cards | | | | | | | | | |
| Sund 26th Feb | | | | | | | | | |
| HC 640m | | | | 1 | 6 | <input checked="" type="checkbox"/> | <input type="checkbox"/> | | \Greyhound Racing\BAGS Cards\Sund 26th Feb |

☒ Not Contains([MarketName], 'Placed') And Not Contains([MarketName], 'Forecast') And ([Country] = 'GBR' ... [Edit Filter](#)

Home

Settings

Instance

Tools

Stopped

Simulation mode

Load new markets

Advanced Select

All

Invert

26 February 2013

17:31:31 (UTC)

135 min.

UK Wallet

AUS Wallet

Simulation mode

| * Info | Market | SP | Winner(s) | Bets | Profit/Loss |
|-------------------|--------------|-------------------------------------|-----------|------|-------------|
| 26 February 17:17 | Sund HC 640m | <input checked="" type="checkbox"/> | | | |

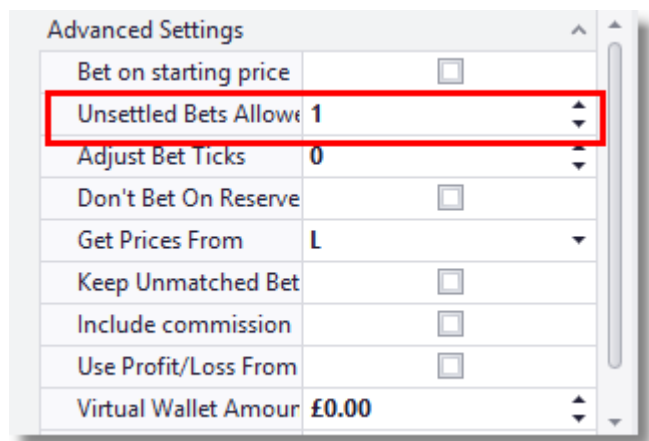
Unsettled Markets Allowed

This will stop placing any further bets until the last x races have been settled.

If this is set to 1, no more bets will be placed until the last bet result is known.

This is very useful if you're using one of the staking plans especially recovery as delays in results can cause staking to be inaccurate.

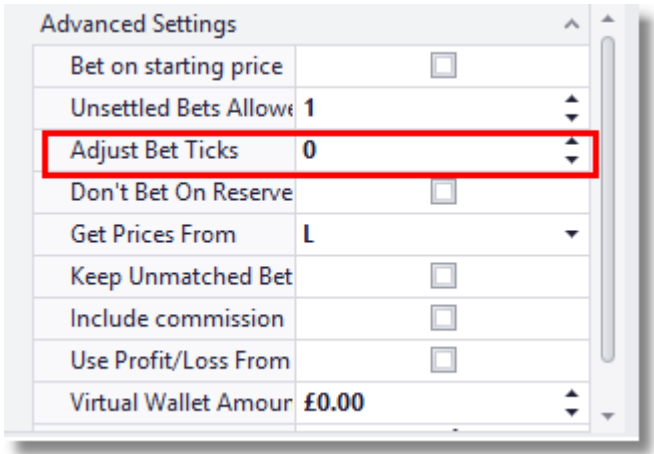
0 is unlimited and will not affect betting.



The image shows a screenshot of a software interface titled "Advanced Settings". It contains a list of settings with checkboxes and dropdown menus. The setting "Unsettled Bets Allowed" is highlighted with a red rectangle and is set to the value "1". Other settings include "Bet on starting price" (unchecked), "Adjust Bet Ticks" (set to 0), "Don't Bet On Reserve" (unchecked), "Get Prices From" (set to L), "Keep Unmatched Bet" (unchecked), "Include commission" (unchecked), "Use Profit/Loss From" (unchecked), and "Virtual Wallet Amount" (set to £0.00).

| Advanced Settings | |
|------------------------|--------------------------|
| Bet on starting price | <input type="checkbox"/> |
| Unsettled Bets Allowed | 1 |
| Adjust Bet Ticks | 0 |
| Don't Bet On Reserve | <input type="checkbox"/> |
| Get Prices From | L |
| Keep Unmatched Bet | <input type="checkbox"/> |
| Include commission | <input type="checkbox"/> |
| Use Profit/Loss From | <input type="checkbox"/> |
| Virtual Wallet Amount | £0.00 |

Adjust Bet Ticks



This will adjust the odds of the selections bet by the number of ticks in the table below.

So if a bet is placed on a selection, the price the actual bet is placed is adjusted by the ticks set so you can adjust above or below the price.

This is great for trying to get better odds or trying to guarantee you get a match by putting the bet on so that there is enough money to match the bet at various levels up to and including your odds.

Betfair Price Increments

Odds
Markets

Price Increment

1.01 → 2 0.01

2 → 3 0.02

3 → 4 0.05

4 → 6 0.1

6 → 10 0.2

10 → 20 0.5

20 → 30 1

30 → 50 2

50 → 100 5

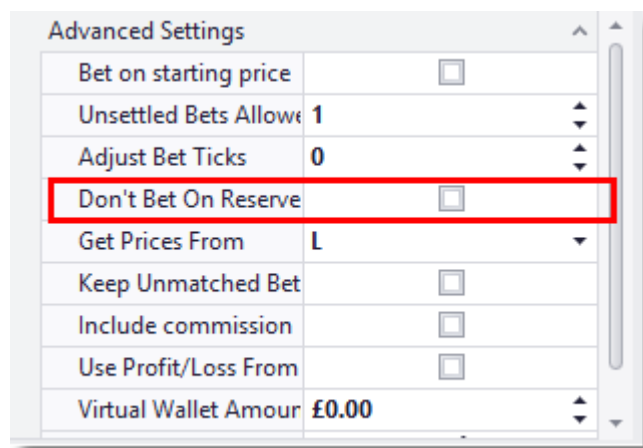
100 → 1000 10

Example: You want to back a selection at 5.0, but make sure you get matched. If you adjust bet ticks to -3 then the amount is worth -0.3 and the bet will go on at 4.7 or higher. This should allow a good match.

You may want to try and get better odds so you could back a selection at 3.0 with adjust bet ticks at +5 which are equal to 0.25. So the bet will go in at 3.25. Remember you may not get matched as easily though.

The opposite is true for laying. If you want better matches then adjust bet ticks +ve. If you want better value, but risk not getting matched, then adjust bet ticks -ve.

Don't Bet On Reserves



The image shows a software window titled "Advanced Settings" with a list of configuration options. The option "Don't Bet On Reserve" is highlighted with a red rectangular box. The other options and their values are: "Bet on starting price" (checkbox), "Unsettled Bets Allowed" (1), "Adjust Bet Ticks" (0), "Get Prices From" (L), "Keep Unmatched Bet" (checkbox), "Include commission" (checkbox), "Use Profit/Loss From" (checkbox), and "Virtual Wallet Amount" (£0.00).

| Advanced Settings | |
|------------------------|--------------------------|
| Bet on starting price | <input type="checkbox"/> |
| Unsettled Bets Allowed | 1 |
| Adjust Bet Ticks | 0 |
| Don't Bet On Reserve | <input type="checkbox"/> |
| Get Prices From | L |
| Keep Unmatched Bet | <input type="checkbox"/> |
| Include commission | <input type="checkbox"/> |
| Use Profit/Loss From | <input type="checkbox"/> |
| Virtual Wallet Amount | £0.00 |

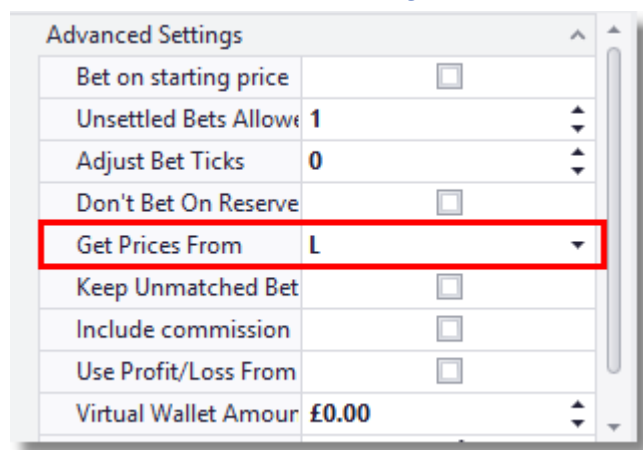
If checked, the bot reloads runner names and silks 1 minute before the off.

It then looks at runner names for "(res)" and at jockey names for "reserve".

A new no bet reason (DONT_BET_ON_RESERVES) appears when the bot tries to place a bet on a reserve selection (and the option is ticked).

Only works with Horse and Greyhound markets.

Get Prices From Back/Lay

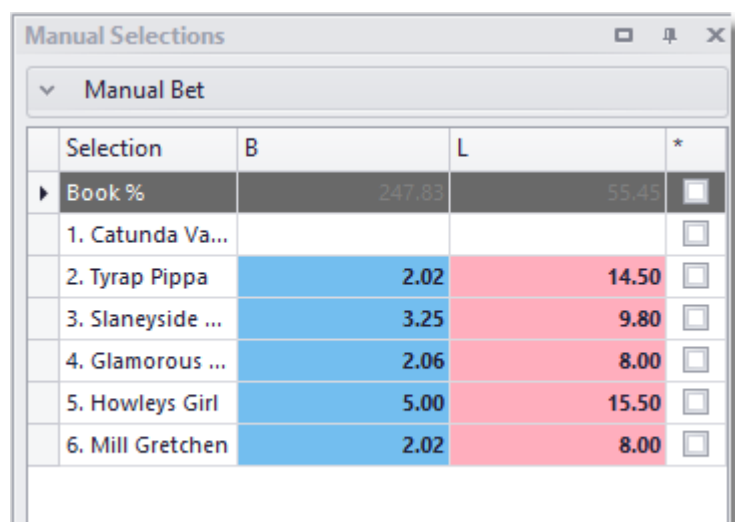


Advanced Settings

| | |
|------------------------|--------------------------|
| Bet on starting price | <input type="checkbox"/> |
| Unsettled Bets Allowed | 1 |
| Adjust Bet Ticks | 0 |
| Don't Bet On Reserve | <input type="checkbox"/> |
| Get Prices From | L |
| Keep Unmatched Bet | <input type="checkbox"/> |
| Include commission | <input type="checkbox"/> |
| Use Profit/Loss From | <input type="checkbox"/> |
| Virtual Wallet Amount | £0.00 |

This tells the bot where to get the prices from when checking bets and odds levels.

By default if you choose to place back bets B then the prices will come from the Back prices (blue) on Betfairs price grid. If you choose lay bets L then prices will come from the lay side (pink).



Manual Selections

Manual Bet

| Selection | B | L | * |
|-------------------|--------|-------|-------------------------------------|
| Book % | 247.83 | 55.45 | <input checked="" type="checkbox"/> |
| 1. Catunda Va... | | | <input type="checkbox"/> |
| 2. Tyrar Pippa | 2.02 | 14.50 | <input type="checkbox"/> |
| 3. Slaneyside ... | 3.25 | 9.80 | <input type="checkbox"/> |
| 4. Glamorous ... | 2.06 | 8.00 | <input type="checkbox"/> |
| 5. Howleys Girl | 5.00 | 15.50 | <input type="checkbox"/> |
| 6. Mill Gretchen | 2.02 | 8.00 | <input type="checkbox"/> |

You can change this so that the prices come from the lay side when backing or the back side when laying etc.

You can also choose Medium which is calculated by taking the midway point between the back and lay prices.

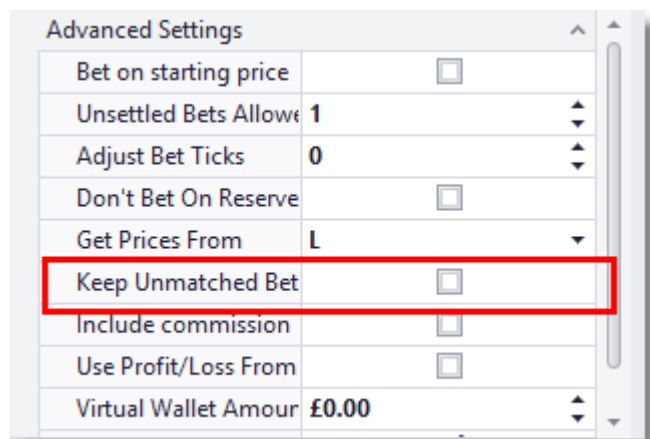
Keep Unmatched Bets In Play

When ticked this will keep any unmatched bets in play.

This is similar to the standard Betfair feature on the website. It only works with In Play Horse racing markets or other In Play Events.

It will not place new bets in play, but only allow bets already placed before the off that are unmatched to go in play and try and get matched.

You could use it effectively with adjust bet ticks to put in offset bets that do not get matched, but then go in play to try and get matched. A sneaky trick which can be quite powerful!

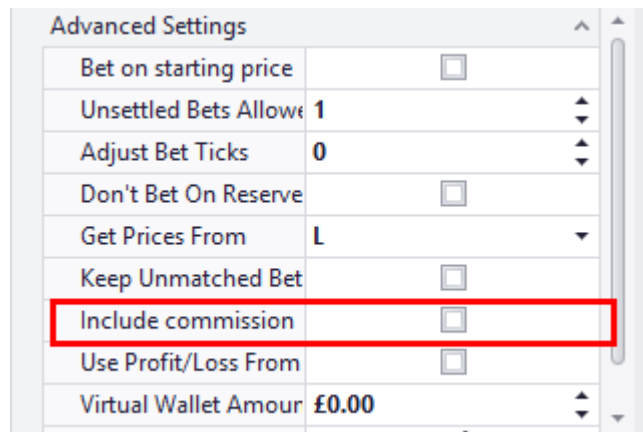


The screenshot shows a window titled "Advanced Settings" with a list of options. The "Keep Unmatched Bet" option is highlighted with a red rectangle. The other options are:

| Option | Value |
|------------------------|--------------------------|
| Bet on starting price | <input type="checkbox"/> |
| Unsettled Bets Allowed | 1 |
| Adjust Bet Ticks | 0 |
| Don't Bet On Reserve | <input type="checkbox"/> |
| Get Prices From | L |
| Keep Unmatched Bet | <input type="checkbox"/> |
| Include commission | <input type="checkbox"/> |
| Use Profit/Loss From | <input type="checkbox"/> |
| Virtual Wallet Amount | £0.00 |

Show/Include Commission

You toggle on or off whether the profit and loss are shown with commissions taken out.



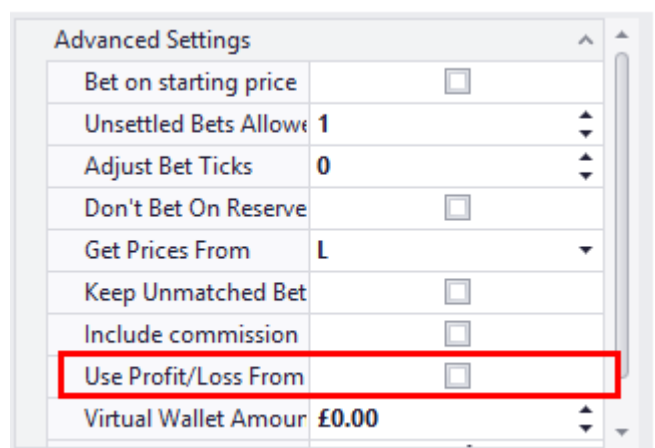
The image shows a software window titled "Advanced Settings" with a list of configuration options. The "Include commission" option is highlighted with a red rectangular border. The options and their current values are as follows:

| Setting | Value |
|---------------------------|--------------------------|
| Bet on starting price | <input type="checkbox"/> |
| Unsettled Bets Allowed | 1 |
| Adjust Bet Ticks | 0 |
| Don't Bet On Reserve | <input type="checkbox"/> |
| Get Prices From | L |
| Keep Unmatched Bet | <input type="checkbox"/> |
| Include commission | <input type="checkbox"/> |
| Use Profit/Loss From | <input type="checkbox"/> |
| Virtual Wallet Amount | £0.00 |

Use Profit/Loss From Results

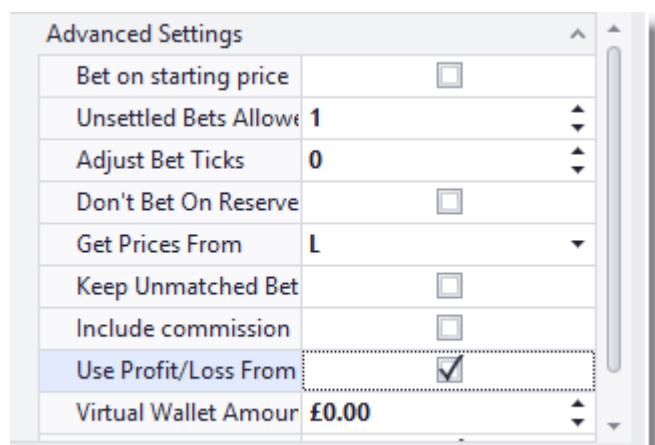
Provisional winners are estimated from the traded volume after the race has finished and offers superbly quick results. It is not always 100% accurate though so be aware.

Ideal for staking plans like Fibonacci and recovery. Only works on UK horses Win or in-play markets.



The screenshot shows the 'Advanced Settings' window with the following settings:

| Advanced Settings | |
|------------------------|--------------------------|
| Bet on starting price | <input type="checkbox"/> |
| Unsettled Bets Allowed | 1 |
| Adjust Bet Ticks | 0 |
| Don't Bet On Reserve | <input type="checkbox"/> |
| Get Prices From | L |
| Keep Unmatched Bet | <input type="checkbox"/> |
| Include commission | <input type="checkbox"/> |
| Use Profit/Loss From | <input type="checkbox"/> |
| Virtual Wallet Amount | £0.00 |



The screenshot shows the 'Advanced Settings' window with the following settings:

| Advanced Settings | |
|------------------------|-------------------------------------|
| Bet on starting price | <input type="checkbox"/> |
| Unsettled Bets Allowed | 1 |
| Adjust Bet Ticks | 0 |
| Don't Bet On Reserve | <input type="checkbox"/> |
| Get Prices From | L |
| Keep Unmatched Bet | <input type="checkbox"/> |
| Include commission | <input type="checkbox"/> |
| Use Profit/Loss From | <input checked="" type="checkbox"/> |
| Virtual Wallet Amount | £0.00 |

Home Settings Instance Tools Status Mode Bet Type

Running... Simulation mode Lay Bets Load Previous markets Advanced Select Invert

05 September 2013 274 min. UK Wallet £258.50 AUS Wallet £0.00

14:30:59 (UTC) Time Server sync.

Exposure £0.00 Next Stake (UK) £2.00

Wallet £0.00 Next Stake (AUS) £2.00

Simulation mode

| Info | Market | SP | Winner(s) | Bets | Profit/Loss |
|--------------------|--------------------|----|-------------|-----------|-------------|
| 05 September 14:00 | Hayd 1m Mdn Stks | ✓ | Gold Trail | | |
| 05 September 14:10 | Salis 1m Nov Stks | ✓ | Shankly | | |
| 05 September 14:20 | Sedge 2m4f Nov Hrd | ✓ | 3. Red Eyes | | |
| 05 September 14:30 | Hayd 1m Hcap | ✓ | | 2 Matc... | |
| 05 September 14:40 | Salis 7f Mdn Stks | ✓ | | | |
| 05 September 14:50 | Sedge 2m1f Mdn Hrd | ✓ | | | |
| 05 September 15:00 | Hayd 6f Mdn Stks | ✓ | | | |
| 05 September 15:15 | Salis 7f Mdn Stks | ✓ | | | |

Manual Selections

| Selection | B | L | * |
|-----------------|-------|-------|---|
| 10. Investm... | 6.60 | 7.00 | |
| 6. Paradise ... | 5.90 | 6.20 | ✓ |
| 13. Storming | 5.80 | 6.00 | ✓ |
| 9. Fazza | 13.00 | 14.00 | |
| 3. Dixies Dr... | 17.00 | 17.50 | |
| 12. Welling... | 10.50 | 14.00 | |
| 4. Multi Bene | 10.00 | 10.50 | |

Market Bets

| Select... | Date/... | Date/... | SP | Type | Status | Size | Price | Profit/L... |
|------------|----------|----------|----|------|--------|------|-------|-------------|
| 10. Inv... | 14:29:55 | 00:00:00 | | L | M | 2.00 | 6.20 | |
| 6. Par... | 14:29:55 | 00:00:00 | | L | M | 2.00 | 5.70 | |

Reasons for non bet placement

| Selection | Type | Time |
|-----------|------|------|
|-----------|------|------|

Bet Settings / Options

Min No. Place Winners: None

Max No. Place Winner: 5

Stop Conditions

Amount Loss: £10.00

Amount Profit: £50.00

Max Losers: None

Max Winners: None

Consecutive Losers: None

Consecutive Winners: None

Trailing Stop: ☐

% Bank Increase: 0.00 %

Advanced Settings

Bet on starting price: ☐

Unsettled Bets Allow: 1

Adjust Bet Ticks: 0

Don't Bet On Reserve: ☐

Get Prices From: L

Keep Unmatched Bet: ☐

Include commission: ☐

Use Profit/Loss From: ☒

Virtual Wallet Amount: £0.00

Auto Reload At v. 4.3.25.1_BF BetBotPro43 [S] Reqs: 0/sec. Connection OK

You can see below that the result was extremely quick after the race finish below. Cockney Sparrow won and we know the result well before Betfair have settled the account.

Home Settings Instance Tools Status Mode Bet Type

Running... Simulation mode Lay Bets Load Previous markets Advanced Select Invert

05 September 2013 276 min. UK Wallet £258.50 AUS Wallet £0.00

14:32:25 (UTC) Time Server sync.

Exposure £0.00 Next Stake (UK) £2.00

Wallet £4.00 Next Stake (AUS) £2.00

Simulation mode

| Info | Market | SP | Winner(s) | Bets | Profit/Loss |
|--------------------|--------------------|----|---------------|------------|-------------|
| 05 September 14:00 | Hayd 1m Mdn Stks | ✓ | Gold Trail | | |
| 05 September 14:10 | Salis 1m Nov Stks | ✓ | Shankly | | |
| 05 September 14:20 | Sedge 2m4f Nov Hrd | ✓ | 3. Red Eyes | | |
| 05 September 14:30 | Hayd 1m Hcap | ✓ | 4. Multi Bene | 2 Settl... | 4.00 |
| 05 September 14:40 | Salis 7f Mdn Stks | ✓ | | | |
| 05 September 14:50 | Sedge 2m1f Mdn Hrd | ✓ | | | |
| 05 September 15:00 | Hayd 6f Mdn Stks | ✓ | | | |
| 05 September 15:15 | Salis 7f Mdn Stks | ✓ | | | |

Manual Selections

| Selection | B | L | * |
|-----------------|----------|----------|---|
| 10. Investm... | 1,000.00 | 60.00 | |
| 6. Paradise ... | 1,000.00 | 55.00 | |
| 13. Storming | 1,000.00 | 1,000.00 | |
| 9. Fazza | 1,000.00 | 350.00 | ✓ |
| 3. Dixies Dr... | 190.00 | 36.00 | |
| 12. Welling... | 1,000.00 | 90.00 | |
| 4. Multi Bene | 1.01 | 1.01 | ✓ |
| 5. Snooky | 50.00 | 160.00 | |

Market Bets

| Select... | Date/... | Date/... | SP | Type | Status | Size | Price | Profit/L... |
|------------|----------|----------|----|------|--------|------|-------|-------------|
| 10. Inv... | 14:29:55 | 14:32:00 | | L | S | 2.00 | 6.20 | 2.00 |
| 6. Par... | 14:29:55 | 14:32:00 | | L | S | 2.00 | 5.70 | 2.00 |

Reasons for non bet placement

| Selection | Type | Time |
|-----------|------|------|
|-----------|------|------|

Bet Settings / Options

Min No. Place Winners: None

Max No. Place Winner: 5

Stop Conditions

Amount Loss: £10.00

Amount Profit: £50.00

Max Losers: None

Max Winners: None

Consecutive Losers: None

Consecutive Winners: None

Trailing Stop: ☐

% Bank Increase: 0.00 %

Advanced Settings

Bet on starting price: ☐

Unsettled Bets Allow: 1

Adjust Bet Ticks: 0

Don't Bet On Reserve: ☐

Get Prices From: L

Keep Unmatched Bet: ☐

Include commission: ☐

Use Profit/Loss From: ☒

Virtual Wallet Amount: £0.00

Auto Reload At v. 4.3.25.1_BF BetBotPro43 [S] Reqs: 0/sec. Connection OK

Virtual Wallet

When you tick the virtual wallet tick box you can set a virtual bank.

The software will use this bank in all calculations with % bank stakes etc. in live and simulation modes.

So you could have a bank of £5000 for instance but set the virtual bank to £500 as you don't want to use it all. If you had a bank of £100 you could test with larger banks etc.

The screenshot displays the BetBotPRO software interface. At the top, there are tabs for Home, Settings, Instance, Tools, Status, Mode, and Bet Type. The Status tab is active, showing 'RUNNING' and 'SIMULATION' modes. The 'Virtual Wallet' checkbox is checked, and the 'Virtual Wallet' amount is set to £504.00. The 'AUS Wallet' is also visible. The 'Bet Settings / Options' panel on the right shows various settings, including 'Min No. Place Winners' set to None, 'Max No. Place Winners' set to 5, and 'Virtual Wallet Amount' set to £500.00. The 'Manual Selections' panel on the left shows a list of bets with columns for Selection, B, L, and Profit/Loss. The 'Market Bets' panel shows a table of bets with columns for Selection, Date, SP, Type, Status, Size, Price, and Profit/Loss.

| Info | Market | SP | Winner(s) | Bets | Profit/Loss |
|--------------------|--------------------|----|---------------|-----------|-------------|
| 05 September 14:00 | Hayd 1m Mdn Stks | ✓ | Gold Trail | | |
| 05 September 14:10 | Salis 1m Nov Stks | ✓ | Shankly | | |
| 05 September 14:20 | Sedge 2m4f Nov Hrd | ✓ | 3. Red Eyes | | |
| 05 September 14:30 | Hayd 1m Hcap | ✓ | 4. Multi Bene | 2 Sett... | 4.00 |
| 05 September 14:40 | Salis 7f Mdn Stks | ✓ | | | |
| 05 September 14:50 | Sedge 2m1f Mdn Hrd | ✓ | | | |
| 05 September 15:00 | Hayd 6f Mdn Stks | ✓ | | | |
| 05 September 15:15 | Salis 7f Mdn Stks | ✓ | | | |

| Selection | B | L | Profit/Loss |
|-----------------|----------|----------|-------------|
| 10. Investm... | 1,000.00 | 60.00 | |
| 6. Paradise ... | 1,000.00 | 55.00 | |
| 13. Storming | 1,000.00 | 1,000.00 | |
| 9. Fazza | 1,000.00 | 350.00 | |
| 3. Dixies Dr... | 190.00 | 36.00 | |
| 12. Welling... | 1,000.00 | 90.00 | |
| 4. Multi Bene | 1.01 | 1.01 | |
| 5. Snooky | 50.00 | 160.00 | |

| Selection | Date/... | Date/... | SP | Type | Status | Size | Price | Profit/L... |
|------------|----------|----------|----|------|--------|------|-------|-------------|
| 10. Inv... | 14:29:55 | 14:32:00 | | L | S | 2.00 | 6.20 | 2.00 |
| 6. Par... | 14:29:55 | 14:32:00 | | L | S | 2.00 | 5.70 | 2.00 |

Just set the virtual wallet you want and click apply. Set it back to 0.00 again to revert to the real wallet.

Selections

Here you can set the settings associated with selections.

If you want to select a 1st or 2nd favourite you can do it here.

You can also set to bet on multiple favourites here.

Bet Settings / Options

Stake Plans

Selections

Bet Settings

Favourites selections

| | |
|----------------------|-----|
| Bet on xth favourite | 1st |
| Number of favourites | 2 |

Exceptions

| | |
|------------------|------|
| Exclude xth fav. | None |
| Only if xth fav. | None |

Extra scenarios

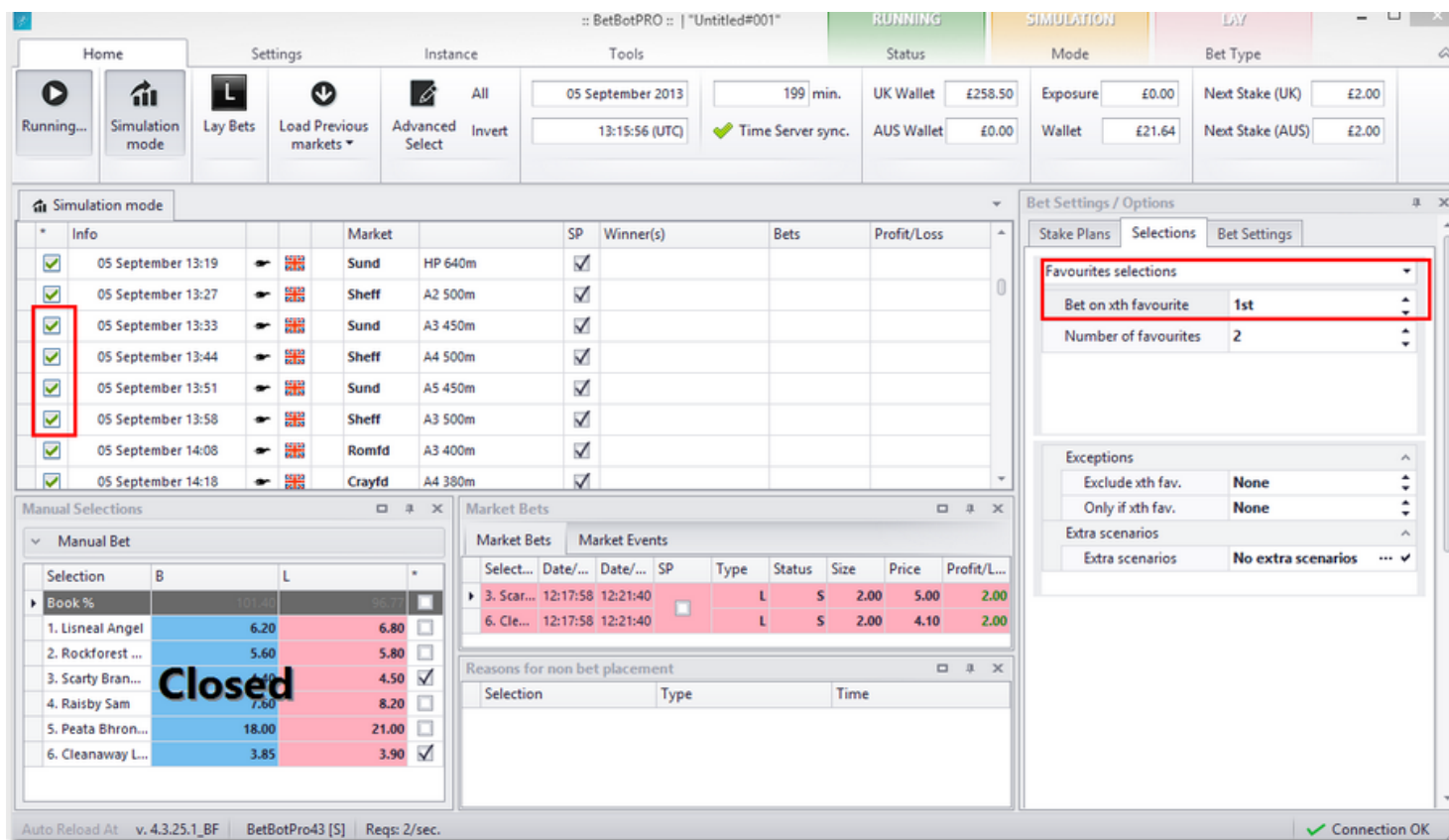
| | | | |
|-----------------|--------------------|-----|---|
| Extra scenarios | No extra scenarios | ... | ✓ |
|-----------------|--------------------|-----|---|

Bet On xth Favourite

This is where you select the ordered favourite to bet on.

By selecting a race with the left hand tick box and one of the drop down options you can either bet on the 1st, 2nd, 3rd favourite and so on in a race automatically.

The other criteria/filters also have to be met of course.



The screenshot displays the BetBotPRO software interface in 'Simulation mode'. The main window shows a list of races with columns for 'Info', 'Market', 'SP', 'Winner(s)', 'Bets', and 'Profit/Loss'. A red box highlights the 'Favourites selections' dropdown menu, which is set to 'Bet on xth favourite' and '1st'. The 'Number of favourites' is set to '2'. The 'Manual Bet' window is also visible, showing a list of horses and their odds. The 'Market Bets' window shows a table of bets with columns for 'Select...', 'Date/...', 'Date/...', 'SP', 'Type', 'Status', 'Size', 'Price', and 'Profit/L...'. The 'Reasons for non bet placement' window is also visible, showing a table with columns for 'Selection', 'Type', and 'Time'.

| Info | Market | SP | Winner(s) | Bets | Profit/Loss |
|--------------------|----------------|----|-----------|------|-------------|
| 05 September 13:19 | Sund HP 640m | ✓ | | | |
| 05 September 13:27 | Sheff A2 500m | ✓ | | | |
| 05 September 13:33 | Sund A3 450m | ✓ | | | |
| 05 September 13:44 | Sheff A4 500m | ✓ | | | |
| 05 September 13:51 | Sund A5 450m | ✓ | | | |
| 05 September 13:58 | Sheff A3 500m | ✓ | | | |
| 05 September 14:08 | Romfd A3 400m | ✓ | | | |
| 05 September 14:18 | Crayfd A4 380m | ✓ | | | |

| Selection | B | L | * |
|-------------------|--------|--------|--------|
| Book % | 100.00 | 100.00 | 100.00 |
| 1. Lisneal Angel | 6.20 | 6.80 | ✓ |
| 2. Rockforest ... | 5.60 | 5.80 | ✓ |
| 3. Sarty Bran... | 4.40 | 4.50 | ✓ |
| 4. Raisby Sam | 7.60 | 8.20 | ✓ |
| 5. Peata Bhron... | 18.00 | 21.00 | ✓ |
| 6. Cleanaway L... | 3.85 | 3.90 | ✓ |

| Market Bets | Market Events |
|-------------|---|
| Select... | Date/... Date/... SP Type Status Size Price Profit/L... |
| 3. Scar... | 12:17:58 12:21:40 L S 2.00 5.00 2.00 |
| 6. Cle... | 12:17:58 12:21:40 L S 2.00 4.10 2.00 |

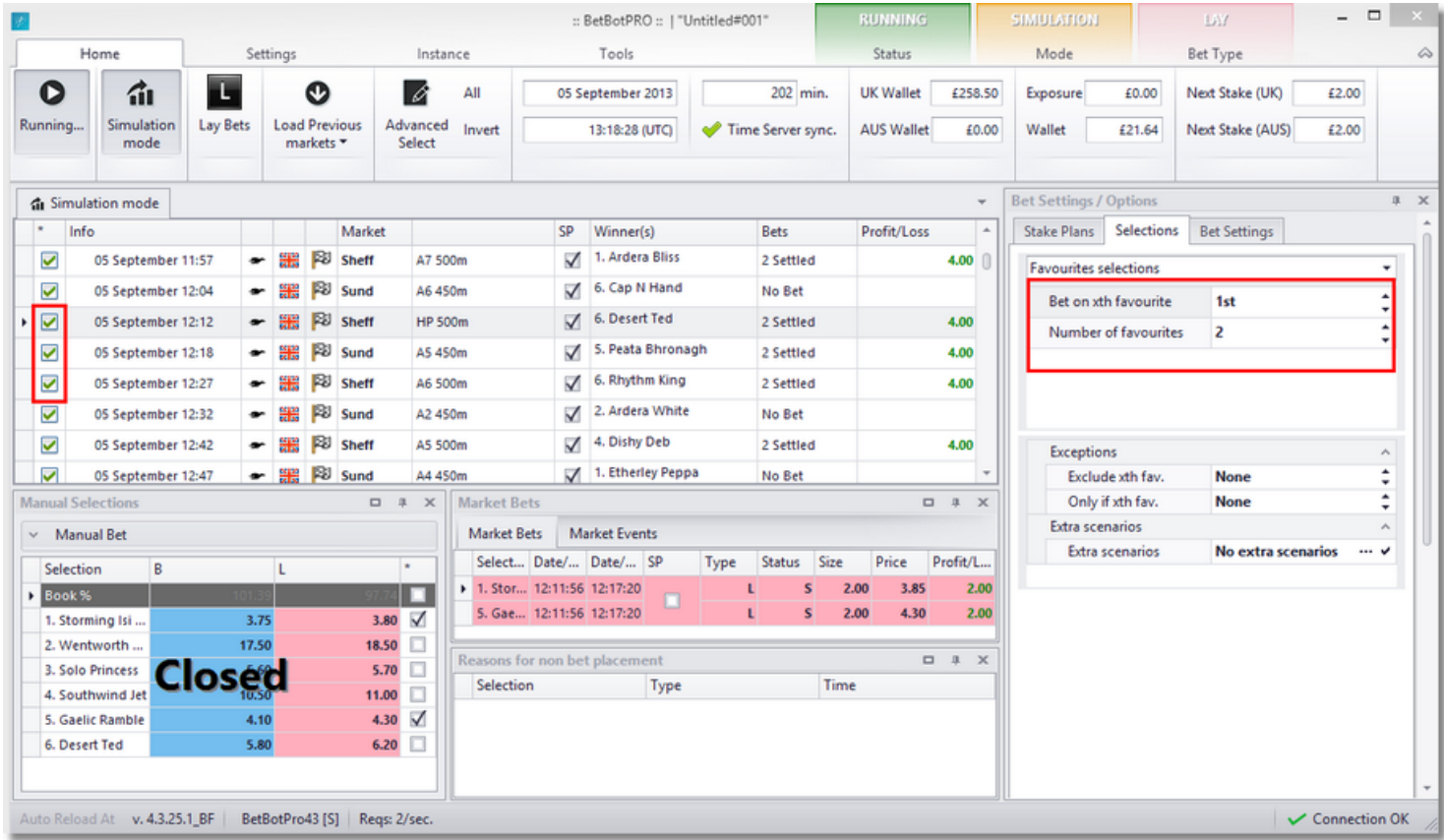
| Selection | Type | Time |
|-----------|------|------|
|-----------|------|------|

Number of Favourites

The box below the favourite selection box is the multiple favourite box. So if you select 1 then only that favourite will be selected. I.e. 1st fav + 1 = bet on 1st fav.

Another example is 1st fav + 2 = bet on 1st and 2nd fav. What about 3rd fav + 2? Bet on 3rd and 4th fav.

This is extremely powerful stuff!



Example above on the greyhounds. Betting on 1st and 2nd Favourites.

As you can see the 2 selections chosen were trap 1 and trap 5, the 1st and 2nd favourites.

Exclude xth Favourite

A manual selection can be excluded if it is an xth ordered favourite.

So you would not bet on the selection if it was the 1st favourite for instance.

This also works with strategies on the greyhounds and horses.

Bet Settings / Options

Stake Plans

Selections

Bet Settings

Favourites selections

| | |
|----------------------|-----|
| Bet on xth favourite | 1st |
| Number of favourites | 2 |

Exceptions

| | |
|------------------|------|
| Exclude xth fav. | None |
| Only if xth fav. | None |

Extra scenarios

| | | | |
|-----------------|--------------------|-----|---|
| Extra scenarios | No extra scenarios | ... | ✓ |
|-----------------|--------------------|-----|---|

Only If xth Favourite

A manual selection can only be bet on if it is an xth ordered favourite.

So you would only bet on the selection if it was the 1st favourite for instance.

This also works with strategies on the greyhounds and horses.

Bet Settings / Options

Stake Plans Selections **Bet Settings**

Favourites selections ▾

| | | |
|----------------------|------------|--------|
| Bet on xth favourite | 1st | ▲ ▼ |
| Number of favourites | 2 | ▲ ▼ |

Exceptions ▲

| | | |
|------------------|-------------|--------|
| Exclude xth fav. | None | ▲ ▼ |
| Only if xth fav. | None | ▲ ▼ |

Extra scenarios ▲

| | | |
|-----------------|---------------------------|-------|
| Extra scenarios | No extra scenarios | ... ✓ |
|-----------------|---------------------------|-------|

Extra Scenarios

If you click this box a new window pops up.

Bet Settings / Options

Stake Plans

Selections

Bet Settings

Favourites selections

Bet on xth favourite

1st

Number of favourites

2

Exceptions

Exclude xth fav.

None

Only if xth fav.

None

Extra scenarios

Extra scenarios

No extra scenarios

...

✓

ScenariosForm

Favourite

Greater/Lesser

Odds

x

Apply

Here you can add multiple scenarios that use logical statements.

E.g. You may have selected 1st fav in the favourite box, but you also want to know 2nd and 3rd fav are less than 10 before placing a bet.

| | Favourite | Greater/Lesser | Odds | |
|---|-----------|----------------|-------|---|
| | 2nd | <= | 10.00 | X |
| ▶ | 3rd | <= | 10.00 | X |
| * | | | | X |

Apply

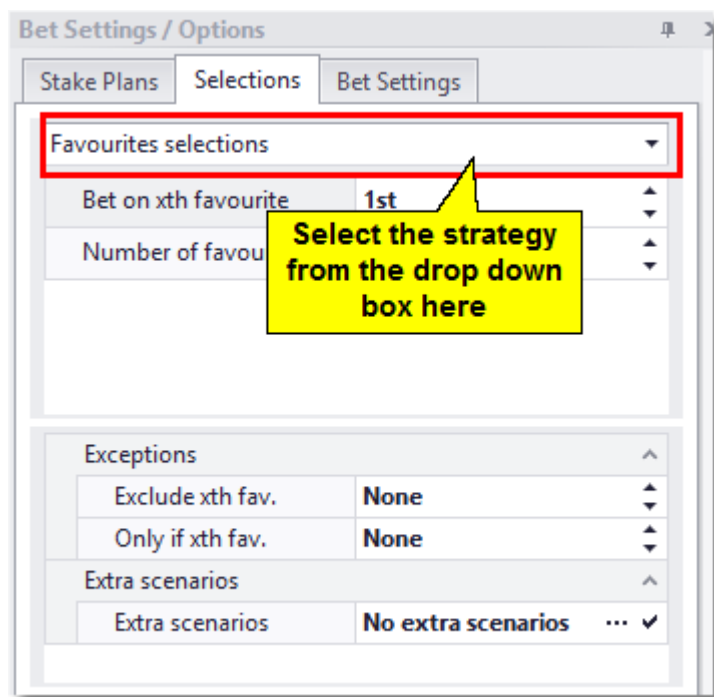
Very powerful scenarios.

You can add these to the favourite box selections or you own individual selections. Remember to click apply to activate them.

To delete a row, just click the X on the right hand side of the row.

Automated Selection Strategies

Using the favourites drop down box you can use some other powerful selection strategies we have built.



The favourites option to select a favourite or manual selection will be disabled and replaced with the strategy you pick.

Like betting that the last winning trap will not win again using the [last trap strategy](#).

Other examples are betting on the favourite with in an odds range using the [1st Selection Strategy](#).

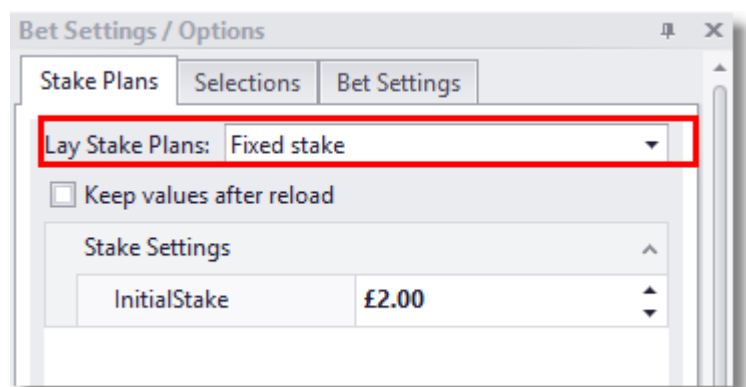
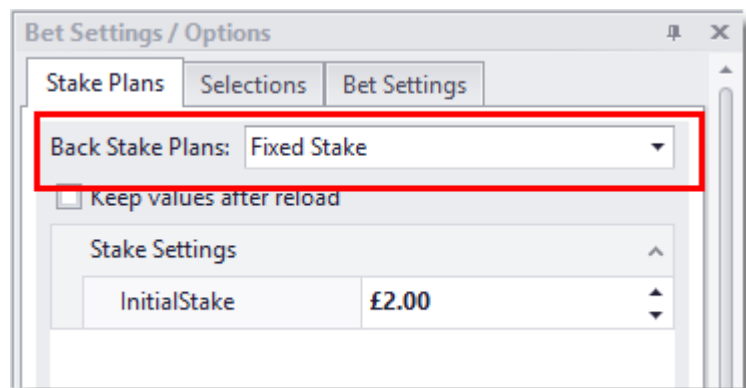
See more about strategies here:

[Strategies](#)

Stake Plans

The Staking plans have their own tab and you can select the staking plan suitable for your strategy via the drop down box.

If you are placing back bets then the staking plans available will be different to the ones available if placing lay bets.



Fixed Stake back and lay

The bets are always placed with a fixed amount depending on the set figure in the drop down box.

E.g. If the fixed stake is set to 1.00 then each bet placed will be £1.00.

You can set this between 0.01 and 1000+ or as big as your wallet will allow....

☐ Keep values after reload

Lay Stake Plans: Fixed stake

Misc

| | |
|--------------|--------|
| InitialStake | £10.00 |
|--------------|--------|

Percentage Of Bank Stake back and lay

The 'Next stake' (top left area) is calculated by the percentage of the 'Account Funds' (= Betfair UK wallet).

E.g. If % bank is set to 5% and the funds available are £100 then the stake will be calculated as follows:-

$$\text{Stake} = 5\% \times \text{Account Funds} = 5\% \times £100 = £5$$

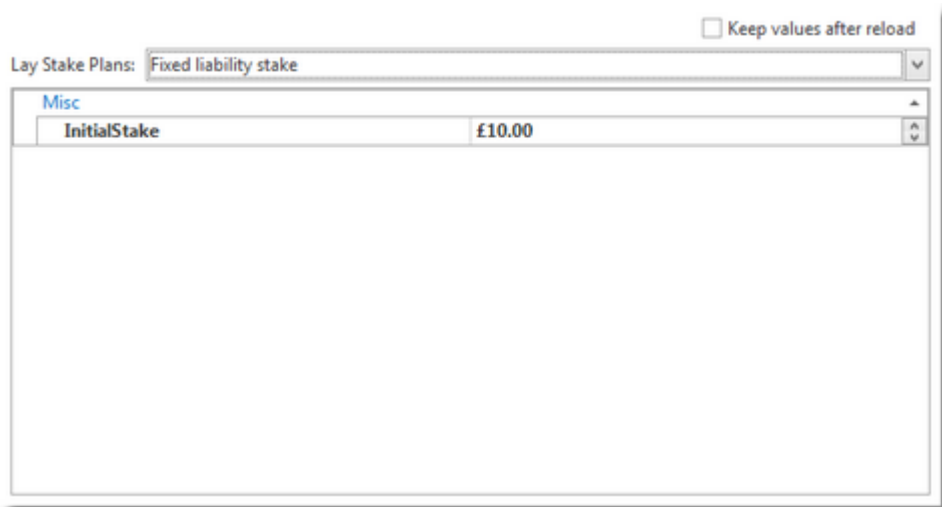
The % stake setting can be between 0.01 and 100 and is available for backing or laying.

The screenshot shows a software interface for setting stake plans. At the top right, there is a checkbox labeled "Keep values after reload". Below this, a dropdown menu is set to "Lay Stake Plans: % of bank stake". The main area contains a table with the following content:

| Misc | |
|-------------------|--------------------------|
| AdjustUpwardsOnly | <input type="checkbox"/> |
| PercBank | 0.01 % |

Fixed Liability Stake – lay only

The 'Next Stake' is different for each race and depends on the lay odds.



The screenshot shows a web interface for setting a 'Fixed liability stake'. At the top right, there is a checkbox labeled 'Keep values after reload'. Below this, a dropdown menu labeled 'Lay Stake Plans:' is set to 'Fixed liability stake'. Underneath, there is a tab labeled 'Misc'. A table with one row is visible, showing 'InitialStake' with a value of '£10.00'. The table has a small upward arrow on the right side of the value.

| Misc | |
|--------------|--------|
| InitialStake | £10.00 |

E.g. If the fixed liability is set to 10 you will limit the loss, should the selection win the race, to £10.

So if the odds at xx seconds before the race were 4.5 then the stake would be calculated as follows:-

$$\text{Stake} = \text{Liability} / (\text{odds} - 1) = 10 / (4.5 - 1) = £2.85$$

The liability can be set between 1 and 2000 and is only available for lay bets.

Percentage Bank Liability Stake – lay only

The ‘Next Stake’ is different for each race and depends on the lay odds and bank.

E.g. If the % bank liability is set to 10% you will limit the loss to 10% of the bank, should the selection win the race.

So if the odds at xx seconds before the race were 4.5 with a bank of £1000 then the stake would be calculated as follows:-

10% of bank = £100, Stake = Liability/(odds-1) = 100/(4.5-1) = £28.57

The % bank liability can be set between 0.01 and 100 and is only available for lay bets.

☐ Keep values after reload

Lay Stake Plans: % bank liability stake

Misc

PercBank10.00 %

Recovery Stake – back and lay

The initial stake will be the same as that set in the box. When we have a loss the ‘Recovery’ tick box becomes activated and the loss to be recovered is shown in Current Values. When the recovery ends, the box becomes unchecked again. During the recovery the number of bets and cycles are shown.

☐ Keep values after reload

Lay Stake Plans: Recovery stake

| Current Values | |
|-----------------------|--------------------------|
| _CurrentCycles | 0 |
| _CurrentInRecovery | <input type="checkbox"/> |
| _CurrentLossToRecover | £0.00 |
| _CurrentWinningBets | 0 |

| Misc | |
|------------------|--------------------------|
| Action | Stop |
| Cycles | 8 |
| IncludeLostStake | <input type="checkbox"/> |
| InitialStake | £5.00 |
| LossPercentage | 50.00 % |
| NoBets | 1 |

You can set the number of bets to recover the loss % over and also the amount to be recovered over each race. This could be 100% for 1 bet or 50% for 2 bets whatever your strategy requires. The number of recovery cycles determines how many times you try to recover the loss if another loss occurs before the recovery has finished. ie. additional attempts at recovery.

If you set the number of cycles to 0 you will have unlimited cycles i.e. It will keep going. Unlimited cycles can be very risky.

You can also decide to recover the lost stake if necessary by ticking the “include lost stake” option.

Backing with recovery stake can only recover over 1 race instead of a number of races. The stake/recovery depends on the odds of the next selection.

The Action variable allows you to set two options for what happens when the number of recovery cycles is equaled. ie number of additional recovery attempts.

- 1.Stop
- 2.Reset

Once the recovery stake has been triggered by a loss, the recovery will finish if the number of recovery bets has been completed. The stake is then reset to the initial stake again and waits for another loss. If we have another loss within the recovery procedure, the next cycle is started until we reach the max number of recovery cycles.

If Stop is selected the Bot will stop when the number of cycles are met.

If Reset is selected the Bot will return to the initial stake and reset the recovery ready for another loss. The Bot will continue betting and can start a complete recovery process again.

If you should end the day or your selections with a loss in recovery mode you can tick the Keep Values

After Reload box so when you load races the next day the recovery will continue where it left off.

Lay Stake Plans: Recovery stake

☒ Keep values after reload

Current Values

| | |
|-----------------------|--------------------------|
| _CurrentCycles | 0 |
| _CurrentInRecovery | <input type="checkbox"/> |
| _CurrentLossToRecover | £0.00 |
| _CurrentWinningBets | 0 |

Misc

| | |
|------------------|--------------------------|
| Action | Stop |
| Cycles | 8 |
| IncludeLostStake | <input type="checkbox"/> |
| InitialStake | £5.00 |
| LossPercentage | 50.00 % |
| NoBets | 1 |

Of course if the max loss is exceeded at any time the bot will stop.

In the example below you can see a loss occurred on the 13:12 Perry Bar of -3.30.
The next stake then for the following two bets will be:

$$50\% \times 3.30 + 1.00 \text{ (stake for current bet)} = 2.65$$

When the two bets have been completed successfully the stake will return to 1.00.

The screenshot below is the old version 4.2 of the software for staking demonstrations

BetBotPRO :: Simulation mode [lay bets]

UK Wallet **£22.58** Next Stake (UK) **£2.65** Start Load Races ☐ Incl. Next Day
AUS Wallet ... Next Stake (AUS) **£2.65** Stop Bot Status: **Running...**
Bot Wallet **£3.35** Stop On Loss **£-5.00** Recovery: £-3.30, 1 bets, 0 cycles.

| Market Info | Selections | Winner | Lay Prices | Profit/Loss |
|---------------------------|---------------------|---------------------|------------|-------------|
| 03 March 12:27 BST PBarr | | 6. Woodvill Savings | | |
| 03 March 12:32 BST Nott | 6. Attractive Rocky | 1. Cavity Karibbean | M1.00@3.90 | 1.00 |
| 03 March 12:42 BST PBarr | 1. Unknown Diamond | 3. Tilton Coco | M1.00@3.65 | 1.00 |
| 03 March 12:47 BST Nott | 5. Uria Club | 3. Swift Joanne | M1.00@4.60 | 1.00 |
| 03 March 12:58 BST PBarr | 4. Coolowen Rommell | 6. Zigzag Crazy | M1.00@4.40 | 1.00 |
| 03 March 13:04 BST Nott | | 6. Skylineforoilcan | | . |
| 03 March 13:12 BST PBarr | 1. Callin The Shots | 1. Callin The Shots | M1.00@4.30 | -3.30 |
| 03 March 13:19 BST Nott | | 1. Redeemed | | |
| 03 March 13:27 BST PBarr | 4. Mi Tom | 6. Charter Aztec | M2.65@3.45 | 2.65 |
| 03 March 13:33 BST Nott | 2. Solo Diamond | | M2.65@3.90 | |
| 03 March 13:44 BST PBarr | | | | |
| 03 March 13:51 BST Nott | | | | |
| 03 March 14:03 BST PBarr | | | | |
| 03 March 14:08 BST Crayfd | | | | |
| 03 March 14:18 BST Sund | | | | |
| 03 March 14:27 BST Crayfd | | | | |
| 03 March 14:37 BST Sund | | | | |
| 03 March 14:47 BST Crayfd | | | | |
| 03 March 14:57 BST Sund | | | | |
| 03 March 15:07 BST Crayfd | | | | |
| 03 March 15:17 BST Sund | | | | |
| 03 March 15:28 BST Crayfd | | | | |
| 03 March 15:38 BST Sund | | | | |
| 03 March 15:48 BST Crayfd | | | | |
| 03 March 15:58 BST Sund | | | | |

Options:

Stake Plan
Recovery stake 1.00

% 50 of loss stop
over 2 bets reset
for 2 cycles

Dogs
Max Odds 7.00
Min Odds 1.10

Horses
Max Odds 13.00
Min Odds 4.00
Max No Runners 30
Min No Runners 1

Secs before bet 9
Max Loss 5.00
Max Profit 500.00
Max Losers 2
Max Winners 100
% Back/Lay Ratio (1) 10
Unsettled Markets Allowed 1

All Invert 1st favourite Export 03 March 2009 Requests p/s: 3 Betfair Charges 3_022609b

Loss Pot Recovery Staking Plan - lay only

Lay Stake Plans: Loss pot recovery stake ☐ Keep values after reload

Current Values

| | |
|------------------------|--------------------------|
| _CurrentCycles | 0 |
| _CurrentInRecovery | <input type="checkbox"/> |
| _CurrentLossInRecovery | £0.00 |
| _CurrentLossToRecover | £0.00 |
| _CurrentWinningBets | 0 |

Misc

| | |
|----------------|---------|
| Action | Stop |
| Cycles | 3 |
| InitialStake | £2.00 |
| LossPercentage | 20.00 % |
| MaxLiability | £20.00 |

The loss pot recovery staking system will simply recover a percentage amount of the loss on the next bet.

So if the loss is £10 and the % to recover is 20%, then £2 will be added to the next stake. It will keep adding 20% of the loss until the £10 loss is cleared.

So in theory it will take about 5 bets to recover the loss with 20% set.

It is similar to the main Recovery stake although it will not stop until the loss is recovered or the loss pot is recovered. The main recovery stake will simply do the number of bets set. While this loss pot stake will continue until the actual loss pot is recovered.

So it is good for when you might get a partial match and don't get the full % back on a bet, this will keep going until the loss pot equals 0.

Examples to follow.

Fibonacci Sequence Stake – back and lay

This staking plan is based on the Fibonacci sequence of numbers first devised by an Italian mathematician in the 12th century.

Keep values after reload

Lay Stake Plans: Fibonacci stake

| Current Values | |
|-----------------------|---|
| _CurrentFibIndex | 1 |
| _CurrentFibLossCycles | 0 |

| Misc | |
|----------------|--------------------------|
| Action | Reset |
| Cycles | 3 |
| InitialStake | £2.00 |
| RevertAfterWin | <input type="checkbox"/> |

Some people profess that the Fibonacci sequence can form the basis of a very efficient staking plan, especially when it comes to horse racing.

The Fibonacci sequence works by adding the two previous numbers in the Fibonacci Sequence to get the next stake, i.e. 1-2-3-5-8-13-21-34.

With the Fibonacci sequence your bets go up one step with each loss and you reduce your bets in the Fibonacci sequence, down 2 steps with each win.

Note that every win with the Fibonacci sequence often pays for the two previous losses.

Worked example for the Fibonacci sequence assuming 7 cycles set:

Step1 - bet £10 until you lose, then bet £20

Step 2 - if you win at £20, then return to step 1. If you lose, then bet £30 (cycle 1)

Step 3 - if you win at £30, then return to step 1. If you lose, then bet £50 (cycle 2)

Step 4 - if you win at £50, then return to step 2. If you lose, then bet £80 (cycle 3)

Step 5 - if you win at £80, then return to step 3. If you lose, then bet £130 (cycle 4)

Step 6 - if you win at £130, then return to step 4. If you lose, then bet £210 (cycle 5)

Step 7 - if you win at £210, then return to step 5. If you lose, then bet £340 (cycle 6)

Step 8 - if you win at £340, then return to step 6. If you lose, return to step 1 (reset fib stake or stop the bot) (cycle 7)

Further with each step (also known as a cycle) if the number of cycles are met then you can choose to stop the bot or reset the stake and continue.

Revert After Win allows the sequence to reset to 1x stake instead of 2 steps back as in the original. This option may suit some strategies better.

Maria Staking Plan – back and lay

This is based on a famous thread on a betting forum and basically applies a different stake depending on the odds of the selection.

☐ Keep values after reload

Lay Stake Plans: Maria Stake

| | |
|--------|---------------------|
| Misc | |
| ▶ Row1 | 1.01; 3.59; 1.00% |
| ▶ Row2 | 3.60; 7.49; 0.60% |
| ▶ Row3 | 7.50; 11.00; 0.40% |
| ▶ Row4 | 11.01; 15.00; 0.20% |

☐ Keep values after reload

Lay Stake Plans: Maria Stake

| | |
|----------|---------------------|
| Misc | |
| ▲ Row1 | 1.01; 3.59; 1.00% |
| HighOdds | 3.59 |
| LowOdds | 1.01 |
| PercBank | 1.00 % |
| ▲ Row2 | 3.60; 7.49; 0.60% |
| HighOdds | 7.49 |
| LowOdds | 3.60 |
| PercBank | 0.60 % |
| ▲ Row3 | 7.50; 11.00; 0.40% |
| HighOdds | 11.00 |
| LowOdds | 7.50 |
| PercBank | 0.40 % |
| ▲ Row4 | 11.01; 15.00; 0.20% |
| HighOdds | 15.00 |
| LowOdds | 11.01 |
| PercBank | 0.20 % |

It originally applied to a laying system but can be used for backing to.

1) - There are 4 distinct odds ranges. The following is based on a starting bank of £1000

Prices below 3.59: bet to 1% of bank - stake £10 (liability is always under £25 in this price range)

Prices from 3.6 to 7.49: bet to 0.6% of bank - stake £6
(liability is always in between £15.60 - £38.40 in this price range)

Prices from 7.5 to 11: bet to 0.4% of bank - stake £4 (liability is always in between £26 - £40 in this price range)

Prices from 11.01 to 15: bet to 0.2% of bank - stake £2 (liability is always in between £20 - £28 in this price range)

Anything above 15 or 14/1 is left alone.

2) - Depending on making profits or losses, the stakes are increased or decreased on a bet by bet basis in proportion to the betting bank.

For instance, if after a few bets the betting bank is at £1100 then 1% would now be £11 rather than £10.

3) You can adjust the % of bank stakes and odds ranges.

Lay 1- 4 Staking Plan – Lay only

The idea behind the Lay 1-4 Staking Plan is that you increase the stake by 1 after a winner (losing lay) to a max of 4 until the deficit on that run is wiped out.



Keep values after reload

Lay Stake Plans: Lay 1-4

Current Values

_CurrentDeficit -£90.00

_CurrentUnitStake 2

Misc

InitialStake £2.00

The Lay 1-4 Staking Plan is known a gentle loss recovery staking plan. With this staking plan, you know what your largest stake is going to be before you start.

The best way to understand the lay 1-4 staking plan is by using an example.

We will use a start bank of £100 and one unit will be £1. The first bet is always one unit so the first stake is £1. 5% commission is used on the winnings.

The first bet loses. As the bet loses we move up one unit and the next stake is therefore £2.

Again this bet loses.

The next stake is therefore 3. The bet then wins.

The series deficit is now -£13.05. The stake stays at £3 until the deficit is wiped.

| Bet no. | Odds | Win/lose | Stake multiplier | Profit | Deficit/Series loss | Cum Profit |
|---------|------|----------|------------------|--------|---------------------|------------|
| 1 | 4.5 | L | 1 | -3.5 | -3.5 | 96.5 |
| 2 | 7.2 | L | 2 | -12.4 | -15.9 | 84.1 |
| 3 | 3.6 | W | 3 | 2.85 | -13.05 | 86.95 |
| 4 | 6.0 | W | 3 | 2.85 | -10.2 | 89.8 |
| 5 | 3.6 | W | 3 | 2.85 | -7.35 | 92.65 |
| 6 | 7.0 | W | 3 | 2.85 | -4.5 | 95.5 |
| 7 | 4.6 | W | 3 | 2.85 | -1.65 | 98.35 |
| 8 | 7.5 | W | 3 | 2.85 | 0 | 101.2 |

| | | | | | | |
|----|-----|---|---|------|---|--------|
| 9 | 6.9 | W | 1 | 1.00 | 0 | 102.15 |
| 10 | 4.2 | w | 1 | 1.00 | 0 | 103.1 |

You can see at bet 9 the stake reverts back to £1 as the series deficit is wiped.

A fairly simple staking plan that will consistently produce better profits than level stakes.

The largest bet is always 4 units. In this example this limit is never reached. However if the losing sequence were to continue the maximum bet would be £4.

Lay88 Staking Plan – Lay only

☐ Keep values after reload

Lay Stake Plans: Lay88

Current Values

_CurrentStake

£4.00

Misc

InitialStake

£2.00

StakePerc

20.00 %

The principle is to recover losses without too much risk.

This plan will add one unit after one loss. If you are betting 10 units, then the next bet (only after a losing bet) would be 20 units.

After one win the stake will stay the same if the last stake is the same as the starting stake, or will decrease by the % if the last stake was bigger than the start stake.

In this case 20% would reduce the stake by 1/5 every bet until equal to the start stake.

| Bet | Stake | Result |
|-----|-------|--------|
| 1 | 10 | loss |
| 2 | 20 | win |
| 3 | 18 | win |
| 4 | 16 | win |
| 5 | 14 | win |
| 6 | 12 | win |
| 7 | 10 | win |
| 8 | 10 | win |

If you want to use this plan it's advisable that you have a bank with 100 times the 1st stake to be comfortable. I.e. A stake of 10 would need a bank of 1000.

Custom Multiplier Stake – back and lay

This is a customisable multiplier stake.

☐ Keep values after reload

Lay Stake Plans: Custom Multiplier

Current Values

_CurrentIndex

1

Misc

InitialStake

£2.00

Multipliers

1; 2; 3; 4

Custom Multiple Sequence

1

2

3

4

*

Apply

Set the initial stake, in this case 2. Then on every losing bet the stake increases by the amount you set. In this case 1x, 2x , 3x, 4x etc.

Similar in nature to the Fibonacci stake but you choose the way in which the stake increases.

The stake would be 1, 2, 3, 4 etc, when you get a winning bet the stake resets to initial stake.

If you reach the end of the sequence it will keep going on the last multiplier until a win.

Target Profit Staking Plan – back only

This staking plan is very simple and useful. The stake is calculated by dividing the target profit by the selections odds.

☐ Keep values after reload

Back Stake Plans: Target profit

| Current Values | |
|----------------|--------------------------|
| _CurrentLoss | -£90.00 |
| Misc | |
| InitialStake | £2.00 |
| RecoverLoss | <input type="checkbox"/> |

Target profit = 10, odds = 4.5, so stake would be $10/(4.5-1) = 2.86$

If the horse then won you would win £10.

You can also choose to recover the loss from any losers by ticking the recover loss option.

A good example is below:

The screenshot below is the old version 4.2 of the software for staking demonstrations

BetBotPRO :: Simulation mode [back bets]

Actions: Load Races Start Stop

Username: Bot Status: **Running...**

UK Wallet: Next Stake (UK) --

AUS Wallet: Next Stake (AUS) --

Stop On Loss: £-200.00

Bot Wallet: £104.06 Loss: £-9.66, Unit Stake: 0

Options: Dogs Lay bets Back bets

☒ Horses ☐ SP Betting

☒ Simulation Mode ☒ UK ☐ AU

☒ Last Day Recovery ☐ US ☐ RSA

☒ Winner Markets ☐ Place Markets

06 October 18:03 (GMT) 246 min. ☐ Incl. Next Day

| Market Info | Selections | Winner | Back Prices | Profit/Loss |
|-----------------------|--------------------|-------------------|--------------------------|-------------|
| 06 October 14:00 Catt | The Name Is Frank | The Name Is Frank | The Name Is Frank MB... | 10.00 |
| 06 October 14:10 Leic | | Marie De Medici | | |
| 06 October 14:20 Folk | Govern | Bint Doyen | Govern MB8.62@2.16 | -8.62 |
| 06 October 14:30 Catt | Night Trade | Night Trade | Night Trade MB5.03@4... | 18.61 |
| 06 October 14:40 Leic | Averoo | Averoo | Averoo MB2.78@4.60 | 10.01 |
| 06 October 14:50 Folk | Zero Money | Arteus | Zero Money MB3.70@3... | -3.70 |
| 06 October 14:55 Tipp | Sweeps Hill | [Sweeps Hill] | Sweeps Hill MB31.86@... | 13.70 |
| 06 October 15:00 Catt | Silver Linnet | Silver Linnet | Silver Linnet MB7.29@... | 13.71 |
| 06 October 15:10 Leic | Al Ghazal | Al Ghazal | Al Ghazal MB9.26@2.08 | 10.00 |
| 06 October 15:20 Folk | Angelena Ballerina | Flip Flop | Angelena Ballerina MB... | -2.86 |
| 06 October 15:25 Tipp | | [Ballyvoile] | | |
| 06 October 15:30 Catt | Giptar | Commanche Raider | Giptar MB2.62@5.90 | -2.62 |
| 06 October 15:40 Leic | Kind Heart | Kyle Of Bute | Kind Heart MB5.53@3.80 | -5.53 |
| 06 October 15:50 Folk | We Have A Dream | We Have A Dream | We Have A Dream MB... | 21.02 |
| 06 October 15:55 Tipp | Cantrell | [Golden Moon] | Cantrell MB2.78@4.60 | -2.78 |
| 06 October 16:00 Catt | Jehu | Bahraj | Jehu MB2.46@6.20 | -2.46 |
| 06 October 16:10 Leic | Highland Glen | Highland Glen | Highland Glen MB24.58... | 15.24 |
| 06 October 16:20 Folk | Florentia | Florentia | Florentia MB7.04@2.42 | 10.00 |

All 1st favourite ☐ Extra Scenarios

Invert 1 ☐ excl. fav.

Export 06 October 2009 Requests p/s: 1 Betfair Charges

Options: Stake Plan Target Profit 10.00 recover loss % 25 of loss over 1 bets for 3 cycles stop reset

Dogs Max Odds 12.00 Min Odds 3.00

Horses Max Odds 9.34 Min Odds 1.01 Max No Runners 30 Min No Runners 1 Use quick results (UK only) ☒

Secs before bet 20s Max Loss 200.00 Max Profit 500.00 Max Losers (13) 19 Max Winners (11) 15 % Back/Lay Ratio (0) 10 Unsettled Markets Allowed 1 Max Stake/Liability 1000.00 Keep unmatched bets in play ☐

Auto Reload At API time: 06 October 17:03 UTC v. 4_051009_BF 11/13

Dutching Staking Plan – back only

☐ Keep values after reload

Back Stake Plans:

| Current Values | |
|-----------------------|--------------------------|
| _CurrentCycles | 0 |
| _CurrentInRecovery | <input type="checkbox"/> |
| _CurrentLossToRecover | £0.00 |
| _CurrentWinningBets | 0 |

| Misc | |
|----------------|--------------------------|
| Action | Stop |
| Cycles | 3 |
| InitialStake | £2.00 |
| LossPercentage | 20.00 % |
| MaxBook | 90.00 % |
| NoBets | 5 |
| Recovery | <input type="checkbox"/> |

Example based on £100 stake:

Selection 1 @ 1.83 = 54.64 % (1 divided by 1.83 odds)

Selection 2 @ 5.90 = 16.95 % (1 divided by 5.90 odds)

Selection 3 @ 9.00 = 11.11 % (1 divided by 9.00 odds)

Total £82.70 or 82.7% chance of winning leaving a profit of £17.30 if one of the selections wins.

The book is the total percentage 82.70%

In short the Total Book is always to 100% and the Book of the selections should always be less than 100% so always shows a profit if one of the selections wins.

You select how many selections i.e. 2 or 3 or more. The selections can be done manually or by using multiple favourite's option. The bot calculates the % for each selection to give the stake.

There is also a filter for total Dutch book - Max Book % so all dutched selections must be less than this or a bet is not placed.

Stakes are recorded in the Market Bets window at the bottom.

You can use this staking with Max Number of Bets/Min Number of Bets to make sure only the exact number of bets is placed. So if you had 3 selections to Dutch and set the min and max bets to 3, then all 3 bets have to be placed or none at all will be placed. A bit like a fill or kill option.

You can also choose to use recovery which will recover the previous loss on the next bet. You can choose to recover a certain % of the loss and choose the number of additional attempts at recovery should you get another loss ie. No. cycles.

You can also select to stop or reset the stake once the no. of cycles has been reached.

Example live bet :

The screenshot below is the old version 4.2 of the software for staking demonstrations

BetBotPRO :: [back bets]

Actions: Load Races Start Stop

Username: Bot Status: **Running...**

UK Wallet: Next Stake (UK) --

AUS Wallet: Next Stake (AUS) --

Exposure: £-1.04

Bot Wallet: £0.50

Stop On Loss: £-200.00

21 March 15:45:27 (UTC) 11 min.

☒ Dogs ☐ Lay bets ☒ Back bets

☒ Horses ☐ SP Betting

☐ Simulation Mode ☒ UK ☐ IRE

☐ Keep Recovery ☐ US ☐ RSA

☒ Winner Markets ☐ AU ☐ NZL

☐ Place Markets

☐ Incl. Next Day

Stake Plan: Dutching stake

Initial Stake: 1.00

Max Book %: 83.00

Strategies: No strategy

| Market Info | Select | Winn | Back Prices | Profit/Loss |
|----------------------|--------|---------|--|-------------|
| 21 March 15:00 Ling | | Hil... | | |
| 21 March 15:30 Ling | | Gori... | Goring One MB0.23@4.30,Ballyman MB0.18@5.70,Karasakal MB0... | |
| 21 March 15:40 Kelso | My ... | [T... | My Moment MB0.17@6.00,Raysrock MB0.19@ | 0.50 |
| 21 March 15:50 Wolv | | | | |
| 21 March 16:00 Ling | | | | |
| 21 March 16:10 Kelso | | | | |
| 21 March 16:20 Wolv | | | | |
| 21 March 16:30 Ling | | | | |
| 21 March 16:40 Kelso | | | | |
| 21 March 16:50 Wolv | | | | |
| 21 March 17:00 Ling | | | | |
| 21 March 17:10 Kelso | | | | |
| 21 March 17:20 Wolv | | | | |
| 21 March 17:30 Ling | | | | |

All 1st favourite Extra Scenarios

Invert 3 1 excl. xth fav. only if xth fav. Export to CSV 21 March 2011

Requests p/s: 1

Betfair Charges

Trap seq: .

Auto Reload At v. 4_210311_BF W/L: 1/0 BBP4_210311#1 CPU: 3% RAM: 25 MB Sent/Received: 386.48 KB/4.95 MB

Service Status

My Moment = $16.66\% (1/6) \times £1 \text{ stake} = 0.17$
 Raysrock = $18.86\% (1/5.3) \times £1 \text{ stake} = 0.19$
 Tartan Snow = $12.2\% (1/8.2) \times £1 \text{ stake} = 0.12$

Total Dutch book (Max book %) = 47.6% or 0.48 stake, leaving a profit of 50p if one of them wins.
 The recovery formula is $\text{stake} = (\text{initial stake}/\text{odds}) + \text{loss to recover}/(\text{odds}-1)$

Dutching Set Target Profit Staking Plan – back only

Back Stake Plans: Dutching set profit ☐ Keep values after reload

| Current Values | |
|------------------------|--------------------------|
| _CurrentCycles | 0 |
| _CurrentInRecovery | <input type="checkbox"/> |
| _CurrentLossInRecovery | £0.00 |
| _CurrentLossToRecover | £0.00 |
| _CurrentWinningBets | 0 |

| Misc | |
|----------------|--------------------------|
| Action | Stop |
| Cycles | 3 |
| InitialStake | £2.00 |
| LossPercentage | 20.00 % |
| MaxDutchBook | 90.00 % |
| MinDutchBook | 60.00 % |
| Recovery | <input type="checkbox"/> |

WARNING: If the dutch book % of the selections approaches 100% then stakes can get very large.

We want a certain fixed profit if any of the horses win. That is what this stake is about.

So say we want a Set Profit = £10

We calculate as per 2) below. We know total probability so we calculate Turnover = (Set Profit x 100)/ total probability

Then the stake for each horse = turnover/odds, so which ever horse wins gives us a return of £10 or which ever profit is set.

1) The formula is based on the fair bet percentage of 100%. For instance, we wish to back three runners in a field of six with the respective odds of 9/4, 3/1 and 8/1 (3.25, 4.00 and 9.00).

Look up the decimal probability values and you will see that these odds equate to decimal values of 30.8% (9/4-3.25), 25.0% (3/1-4.00) and 11.1% (8/1-9.00).

Add these figures up and we get 66.9%.

Thus our profit margin is 100 less 66.9 (100-66.9=) which gives us 33.1%. This is our profit margin.

2) Next we must equate these decimal probability figures to stakes. So multiply the profit required by 100 (fair bet percentage) and divide by the profit margin, in this case 33.1

£10 (profit required) x 100 (fair bet percentage)/33.1

This gives us a figure of 30.21 which is the turnover.

Now, we know that the respective decimal probabilities were 30.8, 25.0 and 11.1; so next we must multiply the turnover amount by each decimal probability to get the required stake.

$$30.8\% \times 30.21 = 9.30$$

$$25.0\% \times 30.21 = 7.55$$

$$11.1\% \times 30.21 = 3.35$$

So, the respective stakes at the odds given (rounded up for ease of use) are as follows

| | | |
|---------------------|---------------------|----------------|
| £9.30 @ 9/4 or 3.25 | Win returns: £30.23 | Profit: £10.21 |
|---------------------|---------------------|----------------|

| | | |
|---------------------|---------------------|----------------|
| £7.55 @ 3/1 or 4.00 | Win returns: £30.20 | Profit: £10.18 |
|---------------------|---------------------|----------------|

| | | |
|---------------------|---------------------|----------------|
| £3.35 @ 8/1 or 9.00 | Win returns: £30.15 | Profit: £10.13 |
|---------------------|---------------------|----------------|

| | |
|----------------------|--------------------|
| Total Outlay: £20.00 | Min Profit: £10.00 |
|----------------------|--------------------|

The max dutch book % is simply the probabilities of the selections you are dutching added up. So you can limit the total odds of the group of selections you bet on.

In the above example the max book would be $30.8\% + 25\% + 11.1\% = 66.9\%$, so the max book would allow the bet. If the Max dutch book % was set at 65% then the bet would not go on.

The same applies to min dutch book filter.

You can also apply recovery to the dutching stakes. Just tick the recovery tick box, set the number of cycles, the % to recover of the loss and the action to stop or reset when the number of cycles or additional attempts at recovery have been met.

D'Alembert Staking Plan - back only

Back Stake Plans: Da'Lembert ☐ Keep values after reload

| Current Values | |
|------------------|---|
| _CurrentRecovery | 0 |
| _CurrentUnit | 1 |

| Misc | |
|--------------|-------|
| InitialStake | £2.00 |
| ResetLimit | 10 |

WARNING, the D'Alembert staking plan could require infinite stakes, so limits need to be set other wise this could see you blow the bank pretty quickly.

The D'Alembert staking plan is sometimes known as the pyramid system and was devised by the French mathematician Jean Le Rond D' Alembert (born 1717) and so took his name D' Alembert for obvious reasons.

The D'Alembert Law of Equilibrium theory, supposes a balance of successes and failures over a long series of specific events, like horse racing or casino games.

The plan requires you to increase your stake by one unit after a loss and decrease your stake by one unit after a win.

The intention of the staking plan is to end up at the beginning of the sequence but each time making at least one unit profit.

In an attempt to simplify the D'Alembert process the following example assumes level stakes and level odds:

#On the first bet you play £10 win, bet £10 - if you lose, bet £20

#if you win at £20, next bet £10 - if you lose, bet £30

#if you win at £30, next bet £20 – if you lose, bet £40

#if you win at £40, next bet £30 - if you lose, bet £50

#if you win at £50, next bet £40 - if you lose, bet £60

#if you win at £60, next bet £50 - if you lose, bet £70 and so on

A typical D'Alembert staking sequence could be as below:

#bet 1 unit and you lose -1 unit

#bet 2 units and you lose -2 units

#bet 3 units and you win +3 units

#bet 2 units and you win +2 units

#sum total of units + 2 units

Profit Per Race Staking Plan - back only

Back Stake Plans:
Profit per Race
☐ Keep values after reload

Current Values ^

| | |
|----------------|-------------------------------------|
| _InitialTarget | £2.00 |
| _IsFirstBet | <input checked="" type="checkbox"/> |
| _TotalTarget | £2.00 |

Misc ^

| | |
|--------------|-------|
| InitialStake | £2.00 |
|--------------|-------|

The aim of the Profit Per Race staking plan is to achieve a target profit per race. This could be for instance £1 or 1 point per race.

Once you have set the value for each point it cannot be changed during the betting sequence.

The system works on the assumption that a winner is always just around the corner, no matter how long your losing run is.

For example if we had ten losers in a row, and each point was worth £1, then the stake for the eleventh bet would be to recover £11, £1 for each race.

It is very important to consider the risks before deciding upon your final settings, as sometimes there is not a winner around the corner.

An example of the system in operation is as follows:

You set the first target by adjusting the Initial Stake accordingly.

| Race No. | Target per Race | Target + Loss | Odds | Stake | Result | Win Loss | Running Total |
|----------|-----------------|---------------|------|-------|--------|----------|---------------|
| 1 | 1 | 1 | 3.0 | 0.5 | L | -0.5 | -0.5 |
| 2 | 2 | 1.5 | 3.0 | 1.25 | L | -1.25 | -1.75 |
| 3 | 3 | 4.75 | 3.0 | 2.38 | L | -2.38 | -4.13 |
| 4 | 4 | 8.13 | 3.0 | 4.07 | L | -4.07 | -8.2 |

5 5 13.20 3.0 6.60 W 13.20 5.0

When the target profit is reached, the sequence resets and starts again.

As you can see, in race 5 the target profit of 13.20 points was reached. At this point all the profit is withdrawn and the sequence starts again with 1 point as the target.

To calculate the stake, simply divide the figure in the Target + Loss column by the odds of the next selection (minus -1). If you then go on to win at 3.0 or over you will recover ALL previous losses and give the expected profit of £1 per race.

In itself, this is a very powerful staking plan and if you can work out your optimum variables, you can very often turn a negative betting sequence positive.

To set your minimum odds for the selections just use the Selections odds range on the Selections tab.

This example can be seen

below showing that in Race 5 the profit was reached.

We were selecting 1st favourites on the UK Greyhound market above 3.0. The % of bank stake was set to approx £1 level stakes.

The screenshot displays the BetBotPRO software interface in simulation mode. The top bar shows the status as 'STOPPED' and 'SIMULATION'. The main window is divided into several sections:

- Home/Settings/Instance/Tools:** Includes buttons for 'Stopped', 'Simulation mode', 'Load new markets', 'Advanced Select', and 'Invert'. It also shows the current date (14 May 2013), time (14:08:11 UTC), and wallet balances (UK: £393.50, AUS: £0.00).
- Simulation mode table:** A table listing simulation runs with columns for Info, Market, SP, Winner(s), Bets, and Profit/Loss. The table shows a sequence of bets, with the 5th race (14 May 13:33) reaching the target profit of 13.20.
- Bet Settings / Options:** A panel on the right showing settings for 'Back Stake Plans' (Pro), 'Current Values' (Initial Target: £1.04, Total Target: £3.09), and 'Misc' (Adjust Upwards Only: checked, PercBank: 0.26%).
- Manual Selections:** A panel at the bottom left showing a list of selections with columns for Selection, B, L, and Odds. A 'Closed' button is visible.
- Market Bets:** A panel at the bottom right showing a table of market bets with columns for Selection, Date/Time, SP, Type, Status, Size, Price, and Profit/Loss. It shows a bet on '5. Texas Ion...' at odds of 3.96, resulting in a profit of 10.89.

The status bar at the bottom indicates 'Auto Reload At: v. 4.3.21.2_BF', 'BetBotPro43 [S]', and 'Reqs: 2/sec.'.

Retirement Staking Plan - back only

Back Stake Plans: Retirement ☐ Keep values after reload

| Current Values | |
|-------------------|-------------------------------------|
| _CurrentDivisor | 6 |
| _CurrentNoLosers | 0 |
| _CurrentTarget | 47.22 |
| _InitialTarget | 47.22 |
| _IsFirstBet | <input checked="" type="checkbox"/> |
| _LastHistoryIndex | -1 |
| Target History | ... |

| Misc | |
|-------------------|--------------------------|
| AdjustUpwardsOnly | <input type="checkbox"/> |
| AverageOdds | 4.00 |
| PercBank | 2.00 % |

A good description of the retirement staking plan can be found here:

<http://www.grandstand.com.au/retirementstakingplan/>

First you need to set the average odds of the winning selections in your system.

The divisor is then set by doubling the average winner odds. 4.00 in imperial odds is 4 minus 1 or 3/1. So the divisor is 6 as can be seen above.

You then set the % of the bank you want to stake, usually 1 or 2 % of the bank.

Say we start with a large bank of £10000, then 1% is £100.

The Target is then arrived at by multiplying the divisor by the stake = $6 \times 100 = 600$.

All losses are added to your target. If you lose 6 in a row then increase the divisor by 1 after each additional loss.

Here is an example:

To Be Completed Soon

Accumulator Stake – back only

☐ Keep values after reload

Back Stake Plans: Accumulators Backing

| Current Values | |
|----------------------------|---------|
| _CurrentAccumulatorOdds | 1.04 |
| _CurrentLoss | -£75.00 |
| _CurrentWinners | 0 |
| _CurrentWinningsToReinvest | £0.00 |

| Misc | |
|---------------------|-------------------------------------|
| AdjustLastWinnerBet | <input checked="" type="checkbox"/> |
| InitialStake | £0.01 |
| WinnerBets | 4 |

This is a very powerful staking system. You can basically roll up the win for a bet and place the lot on the next bet, as many times as you wish.

Of course for it to win you still need winners. But it gives you the opportunity to take the other side of all those people laying the favourite or 3rd fav.

How many times do you see those lose 3 or more times in a row?

The number of WinnerBets set will determine the number of consecutive bets where the stake and winnings will be put onto the next bet.

So the CurrentAccumulatorOdds or total odds is the number of bets times the min odds set in the odds range.

☐ Keep values after reload

Back Stake Plans: Accumulators Backing

| Current Values | |
|----------------------------|--------|
| _CurrentAccumulatorOdds | 125.00 |
| _CurrentLoss | £0.00 |
| _CurrentWinners | 0 |
| _CurrentWinningsToReinvest | £0.00 |

| Misc | |
|---------------------|-------------------------------------|
| AdjustLastWinnerBet | <input checked="" type="checkbox"/> |
| InitialStake | £1.00 |
| WinnerBets | 3 |

So if min odds are 5.0 and the number of bets 3 then the cumulative odds will be $(5.0^3) - 1 = 5 \times 5 \times 5 = 125 - 1 = 124$.

So if you get 3 bets in a row with winners it is like hitting a 124/1 winner.

Adjust last bet will do the following. The last bet stake will depend on the actual odds of the selections.

So if the selections odds are actually 5.5, 5.4, 6.0 then it will work out as follows:-

$5.5 \times 5.4 = 29.7$ and to achieve 125 then the stake on the last bet can be a lot less and you also save winnings and keep profit perhaps.

Example without adjust last bet:

1st bet = stake £1 x 5.0 = £4 + £1 stake back = £5

2nd bet = stake £5 x 5.0 = £20 + £5 stake back = £25

3rd bet = stake £25 x 5.0 = £125 -1 = £124 total take.

Example with adjust last bet:

1st bet = stake £1 x 5.4 = £4 + £1 stake back = £5.40

2nd bet = stake £5.40 x 5.0 = £21.60 + £5.40 stake back = £27

$£124 - £27 = £97$ remaining to achieve. So if odds of last selection are 6.0 then

3rd bet = stake = $£97/6-1 = £19.40$ x 6.0 = £97 + £27 stake back = £124

So we save $£27 - £19.40 = £7.60$ and if we lose our last bet we actually finish with a profit of £6.60 as all we have lost is the original stake of £1 in theory.

When we have losing bets the loss is added to the next bet, but because the effective odds are 124/1 we can divide the loss by 124 so the increase on each bet is very small allowing us to run a long time without increasing the stake hugely.

Genius!

Example: Here we have min odds set to 3.0 giving us effective odds of 26. ($3 \times 3 \times 3 = 27 - 1$). We were selecting traps 1 and 3 on the greyhounds using the multiple trap strategy.

The screenshot below is the old version 4.2 of the software for staking demonstrations

 [Service Status](#) ::

Keep Values After Reload

Tick this box if you use recovery staking or other staking and you want to keep the recovery/staking position from yesterday or the same day.

It will remember the amount, the number of bets and cycles status of the recovery process.

You can tick this after you have loaded new events and it should still remember the status from before.

☐ Keep values after reload

Back Stake Plans: Accumulators Backing

Current Values

| | |
|----------------------------|--------|
| _CurrentAccumulatorOdds | 125.00 |
| _CurrentLoss | -£3.03 |
| _CurrentWinners | 0 |
| _CurrentWinningsToReinvest | £0.00 |

Misc

| | |
|---------------------|-------------------------------------|
| AdjustLastWinnerBet | <input checked="" type="checkbox"/> |
| InitialStake | £1.00 |
| WinnerBets | 3 |

Strategies

The strategies option is a new development to apply some powerful strategies.

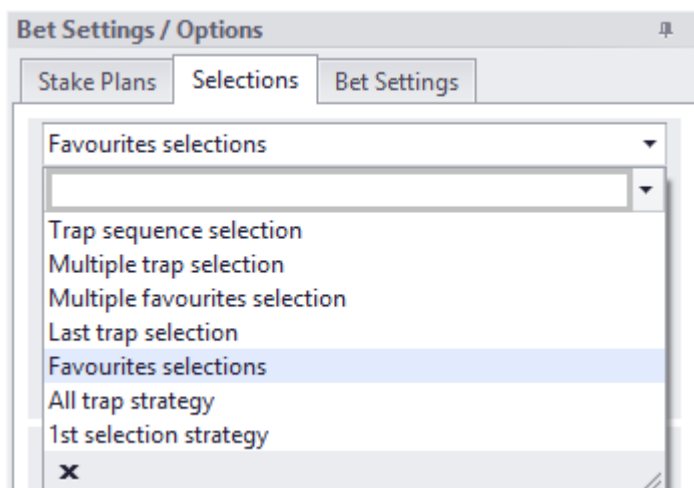
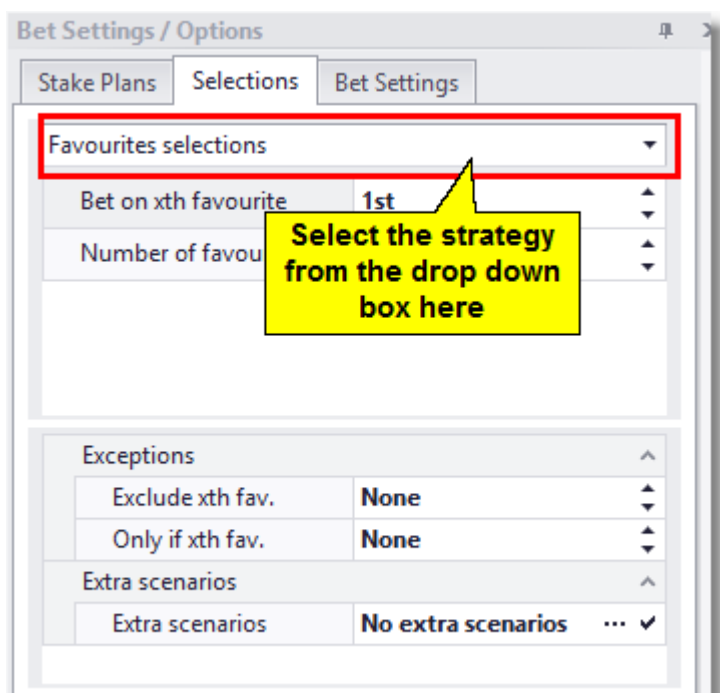
Although we call them strategies they are just another way of selecting automated selections.

All the usual filters and staking can be applied like odds range limits etc. Just select the races you want the strategy to apply to.

Strategies will work on both greyhounds and horses, maybe also some other events.

When a strategy is selected the ordered favourite selection process is disabled.

Simply select a strategy via the drop down menu on the selections tab.

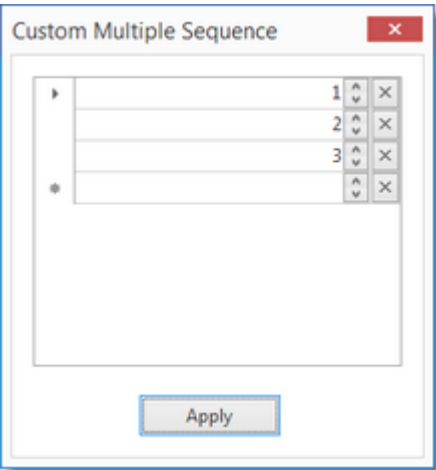
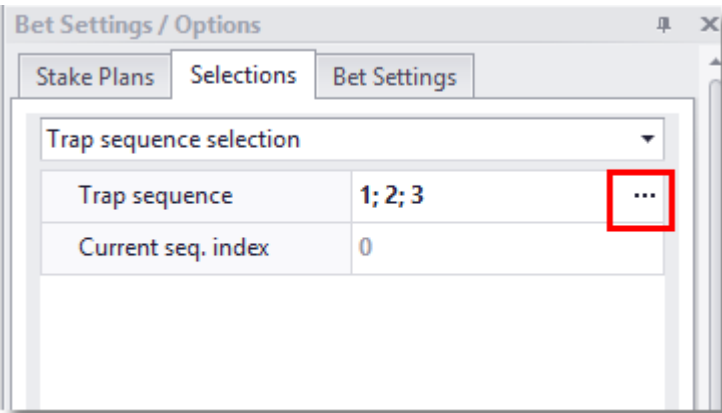


Trap/Saddle Cloth Sequence Selection

This allows you to set an ordered repeating trap (dogs) or stall(horses) sequence.

So you can bet on say trap 3, 6, 4 then repeat again 3, 6, 4.

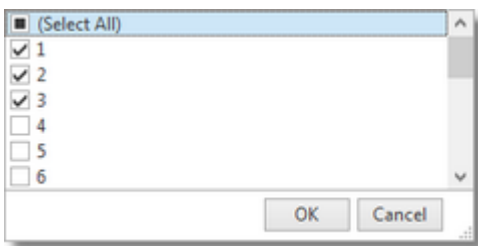
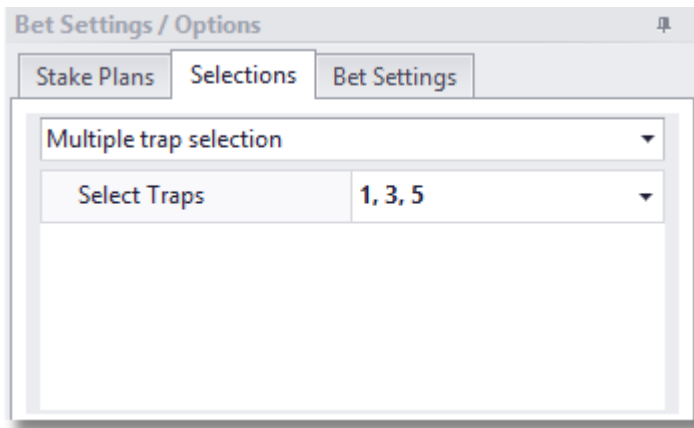
You can use this with the usual available staking plans, Very cool!



The example shows a trap sequence of 5,1,3,4 which will repeat, as you can see quite powerful. The bot stopped after reaching more than £25 which was the stop set at the time.

Multiple Trap/Saddle Cloth Selection

Here you can select the trap you want to place the bet on. In the example trap 5 is set by ticking the box numbered 5.



Example:

On each race, trap 5 will be selected and a bet placed.

You can select any trap or multiple traps like 2 and 5 at the same time. Use with normal staking plans.

A screenshot of the BetBotPRO software interface. The main window is in 'Simulation mode'. It displays a list of races with columns for Info, Market, SP, Winner(s), Bets, and Profit/Loss. The 'Bet Settings / Options' dialog box is open, showing the 'Selections' tab with 'Multiple trap selection' set to '5'. The 'Manual Selections' window is also visible, showing a list of horses and their odds. The 'Market Bets' window shows a list of bets with columns for Selection, Date, SP, Type, Status, Size, Price, and Profit/Loss. The 'Reasons for non bet placement' window is also open, showing a list of reasons. The interface includes various tabs like Home, Settings, Instance, Tools, Status, Mode, and Bet Type. The status bar at the bottom shows 'Auto Reload At v. 4.3.25.1.BE', 'BetBotPro43.1S', 'Rings: 0/sec.', and 'Connection OK'.

Here is another example with backing traps 1, 3 and 6.

Home

Settings

Instance

Tools

STOPPED

SIMULATION

BACK

Stopped

Simulation mode

Back Bets

Load Previous markets

Advanced Select

Invert

06 September 2013

34 min.

Virtual Wallet

£511.50

Exposure

£0.00

Next Stake (UK)

£11.50

08:15:21 (UTC)

Time Server sync.

AUS Wallet

Wallet

£11.50

Next Stake (AUS)

£2.00

Simulation mode

| Info | Market | SP | Winner(s) | Bets | Profit/Loss |
|--------------------|---------------|---------------|-----------------|-----------|-------------|
| 06 September 07:59 | Bend (AUS) R5 | R5 500m Gr5 | 7 Run Cecil Run | | |
| 06 September 08:02 | Gard (AUS) R5 | R5 400m Gr4/5 | 4 Rileys Lad | | |
| 06 September 08:12 | Ipsw (AUS) R5 | R5 431m FFA | 3. Supreme | 3 Sett... | 11.50 |
| 06 September 08:19 | Bend (AUS) R6 | R6 425m Final | | | |
| 06 September 08:22 | Gard (AUS) R6 | R6 515m Gr5 | | | |
| 06 September 08:34 | Ipsw (AUS) R6 | R6 630m FFA | | | |
| 06 September 08:38 | Bend (AUS) R7 | R7 425m Gr4 | | | |

Manual Selections

Manual Bet

| Selection | B | L | |
|--------------------|--------|--------|-------------------------------------|
| Book % | 111.22 | 98.98 | |
| 1. Greasy Vines | 11.50 | 13.00 | <input checked="" type="checkbox"/> |
| 2. Black Book B... | 1.72 | 1.73 | <input type="checkbox"/> |
| 3. Supreme Sind | 23.00 | 24.00 | <input checked="" type="checkbox"/> |
| 4. Fyre Out | | 24.00 | <input type="checkbox"/> |
| 5. Mjala Oreilly | 18.50 | 390.00 | <input type="checkbox"/> |
| 6. Country | 20.00 | 48.00 | <input checked="" type="checkbox"/> |
| 7. Beilpajah Po... | 20.00 | 26.00 | <input type="checkbox"/> |
| 8. Erins Entity | 5.20 | 5.90 | <input type="checkbox"/> |

Market Bets

Market Events

| Sele... | Date... | Date... | SP | Type | Status | Size | Price | Profit/... |
|----------|----------|----------|----|------|--------|------|-------|------------|
| 1. Gr... | 08:11... | 08:14... | | B | S | 1.00 | 6.20 | -1.00 |
| 3. Su... | 08:11... | 08:14... | | B | S | 1.00 | 14.50 | 13.50 |
| 6. Co... | 08:11... | 08:14... | | B | S | 1.00 | 15.50 | -1.00 |

Reasons for non bet placement

| Selection | Type | Time |
|-----------|------|------|
|-----------|------|------|

Bet Settings / Options

Stake Plans

Selections

Bet Settings

Multiple trap selection

Select Traps

1, 3, 6

Exceptions

Exclude xth fav.

None

Only if xth fav.

None

Extra scenarios

Extra scenarios

No extra scenarios

Auto Reload At v. 4.3.25.1_BF BetBotPro43#1 [C] Reqs: 2/sec. Connection OK

Multiple Favourite Selections

The Multiple Favourites strategy allows you to select any favourite in any order.

So you could bet on 1st, 3rd and 6th favourites, or 3rd and 7th favs etc. Any order you wish.

Here's an example below on the Australian greyhounds.

The screenshot displays the BetBotPRO software interface. The top bar shows the application is in 'RUNNING' mode. The main window is divided into several sections:

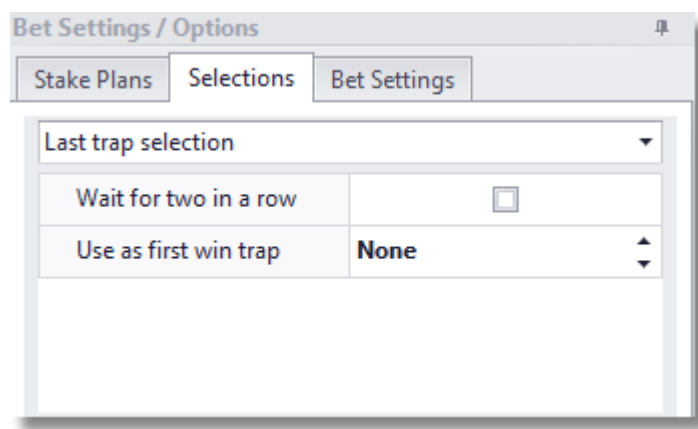
- Home / Settings / Instance / Tools / Status / Mode / Bet Type:** Navigation and status controls.
- Simulation mode:** A table showing simulation results for various markets and winners.
- Manual Selections:** A table for manual bet selections with columns for Selection, B, L, and a checkbox.
- Market Bets:** A table showing market bets with columns for Selection, Date, SP, Type, Status, Size, Price, and Profit.
- Reasons for non bet placement:** A table showing reasons for non-bet placement with columns for Selection, Type, and Time.
- Bet Settings / Options:** A panel on the right with tabs for Stake Plans, Selections, and Bet Settings. The 'Selections' tab is active, showing the 'Multiple favourites selection' dropdown set to 'Select Favourites 1, 3, 6'. A yellow callout box points to this selection with the text '1st, 3rd & 6th Favourites selected'.

The 'Manual Selections' table is partially obscured by a large 'Closed' watermark. The 'Market Bets' table shows several bets, including '7. M...', '8. Da...', and '5. St...'. The 'Reasons for non bet placement' table shows two entries for '6. Diamond Of Hope' with reasons 'NO_BET_MAX_PRICE' and 'NO_BET_BACK_LAY_RA...'.

Last Trap/Saddle Cloth Selection

This will place a bet on the last winning trap number. So if in the last race trap 5 won, then the next bet will be put on trap 5.

There is also an option to wait for two winning traps in a row, so if we had two trap 5 winners in a row the bet would be placed on trap 5 again.



This is usually used when placing lay bets.

The first trap to bet on is just for starting the bets off so we can get the first winning trap of the day.

The last trap used is taken from the last race bet on or the last race ticked. Use with normal staking plans.

Simulation mode

| Info | Market | SP | Winner | Bet |
|--------------------|---------------|---------------|--------------------|----------------|
| 06 September 07:39 | Bend (AUS) R4 | R4 425m Gr5 | 2 Max | No Bet |
| 06 September 07:42 | Gard (AUS) R4 | R4 515m Mdn | 7. Hes A Knight | No Bet |
| 06 September 07:52 | Ipsw (AUS) R4 | R4 431m Nvce | 3. Hanson | No Bet |
| 06 September 07:59 | Bend (AUS) R5 | R5 500m Gr5 | 7. Run Cecil | 1 Sett... 7.00 |
| 06 September 08:02 | Gard (AUS) R5 | R5 400m Gr4/5 | 4. Rileys Lad | No Bet |
| 06 September 08:12 | Ipsw (AUS) R5 | R5 431m FFA | 3. Supreme | No Bet |
| 06 September 08:19 | Bend (AUS) R6 | R6 425m Final | 5. Silver Portrait | No Bet |
| 06 September 08:22 | Gard (AUS) R6 | R6 515m Gr5 | 7. Macoreka | No Bet |
| 06 September 08:34 | Ipsw (AUS) R6 | R6 630m FFA | | |

Manual Selections

| Selection | B | L | |
|-------------------|--------|-------|--|
| Book % | 102.85 | 95.35 | |
| 1. Black Fleet | 12.00 | 12.50 | |
| 2. My Spirit | 4.80 | 5.50 | |
| 3. Fast Summer | 9.20 | 10.00 | |
| 4. Burra Blue | 7.80 | 8.00 | |
| 5. Frimpong | 7.80 | 8.40 | |
| 6. Silvias Flame | 8.40 | 9.20 | |
| 7. Run Cecil R... | 7.20 | 7.80 | |
| 8. Chuckie Ch... | 8.80 | 9.00 | |

Market Bets

| Selection | Date... | Date... | SP | Type | Status | Size | Price | Profit/... |
|--------------|----------|----------|----|------|--------|------|-------|------------|
| 3. Fast S... | 07:58... | 08:01... | | L | S | 7.00 | 13.00 | 7.00 |

Bet Settings / Options

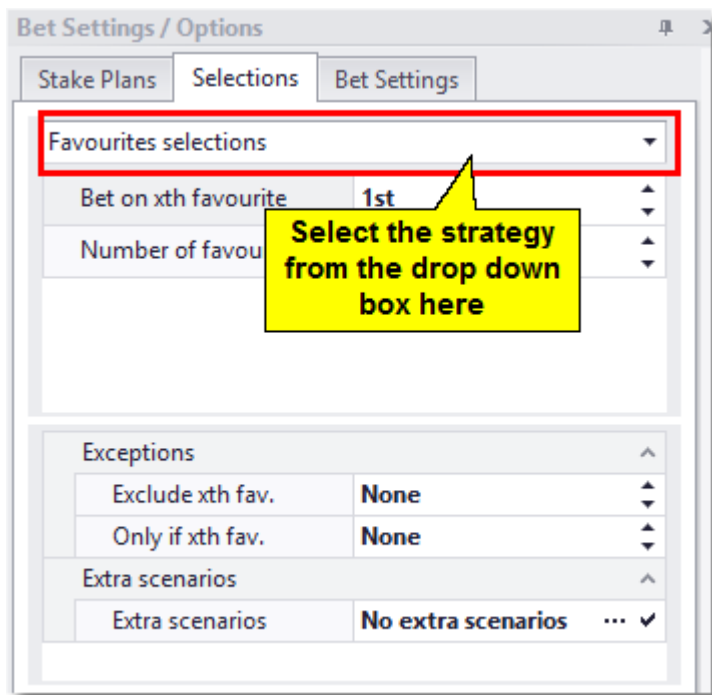
Last trap selection: 5th

Exceptions: Exclude xth fav. None, Only if xth fav. None, Extra scenarios: No extra scenari...

Favourite Selection/No Strategy

The bot will act as normal and select a favourite or manual selection.

When a strategy is selected the favourite selection box will be disabled as selections are made using strategies.



Bet Settings / Options

Stake Plans **Selections** Bet Settings

Favourites selections ▼

Bet on xth favourite 1st ▲ ▼

Number of favou ▲ ▼

Select the strategy from the drop down box here

Exceptions ▲

| | | |
|------------------|------|-----|
| Exclude xth fav. | None | ▲ ▼ |
| Only if xth fav. | None | ▲ ▼ |

Extra scenarios ▲

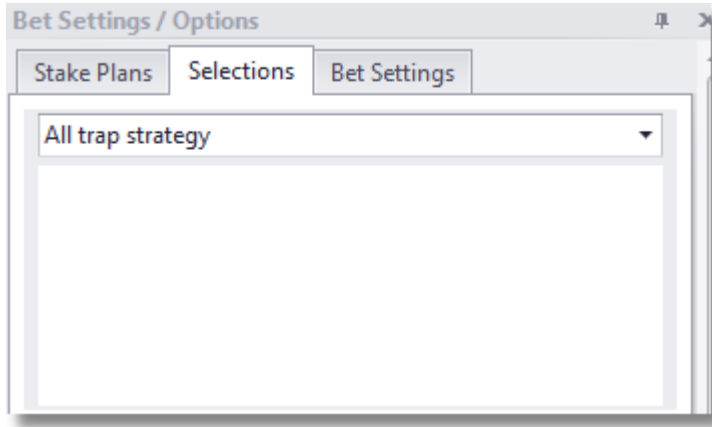
| | | |
|-----------------|--------------------|-------|
| Extra scenarios | No extra scenarios | ... ✓ |
|-----------------|--------------------|-------|

All Trap Selection

This will simply place a bet on all traps available on the greyhound markets.

For laying if a loss occurs then the amount of the loss is added to the stake on the trap that last won or created the loss.

It's a test strategy with recovery built in. For backing it will simply place a bet on all traps.

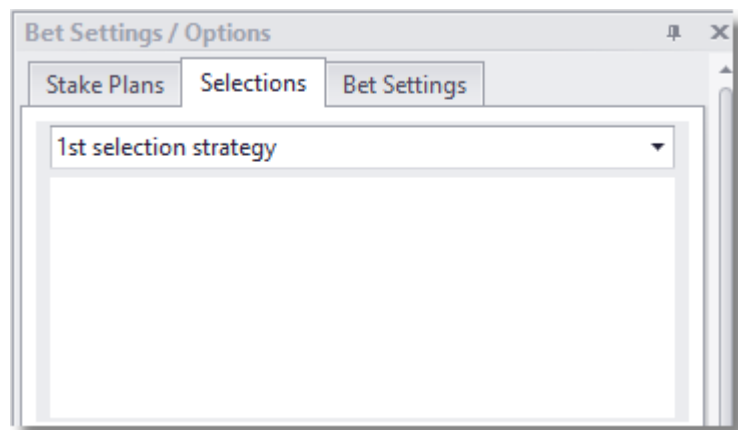


1st Selection Strategy

This will select the 1st selection in the odds range, or you could say the 1st favourite in the odds range.

So if the odds were set to between 4.0 and 6.0 then if there were 2 or 3 selections in the range at 4.4, 4.8 and 5.5 only the first at 4.4 would be selected.

The actual favourite may be at 3.0 for instance but will be ignored.



Manual Selections Tab

This section will go through the Manual selections panel options.

The screenshot displays the BetBotPRO software interface. The top navigation bar includes tabs for Home, Settings, Instance, Tools, Status, Simulation, and BACK. The Status section shows 'STOPPED' and 'SIMULATION' modes. The Instance section displays the date '05 September 2013' and time '18:07:18 (UTC)'. The Tools section shows '319 min.' and 'Time Server sync.'.

The main panel is divided into two sections. The top section, 'Simulation mode', shows a list of events. The bottom section, 'Manual Selections', shows a list of runners for a selected event.

Simulation mode events:

| Info | Market | SP | Winner(s) | Bets | Profit/Loss |
|--------------------|----------------|-------------------|-----------|------|-------------|
| 05 September 17:38 | Romfd S1 575m | 6. Danbury Rascal | | | |
| 05 September 17:47 | Crayfd S4 540m | 1. Hulla Lady | No Bet | | |
| 05 September 17:56 | Romfd A4 400m | 6. Bubbly Maldini | | | |
| 05 September 18:04 | A6 380m | 6. Greenfield Kay | | | |
| 05 September 18:11 | Romfd A8 400m | | | | |
| 05 September 18:18 | Crayfd A6 380m | | | | |
| 05 September 18:28 | Sittb A7 480m | | | | |
| 05 September 18:33 | Monm A7 480m | | | | |
| 05 September 18:39 | Newc A8 480m | | | | |
| 05 September 18:44 | Sittb A4 480m | | | | |
| 05 September 18:49 | Monm A6 480m | | | | |
| 05 September 18:56 | Newc HP 480m | | | | |

Manual Selections panel:

| Selection | B | L | * |
|-------------------|------|-------|-------------------------------------|
| Book % | | | |
| 1. Borwick At... | 5.10 | 6.00 | |
| 2. Gez Demps... | 3.85 | 4.50 | <input checked="" type="checkbox"/> |
| 3. Desert Dodo | 8.20 | 11.50 | |
| 4. Alrita Cofidis | 8.60 | 16.50 | |
| 5. Paradisus L... | 2.74 | 3.95 | |
| 6. Earls Baby | 5.50 | 7.60 | |

The 'Manual Selections' panel also includes a 'Market Bets' section with columns for Selection, Date/T..., Date/T..., SP, Type, Status, Size, Price, and Profit/... It also has a 'Reasons for non bet placement' section with columns for Selection, Type, and Time.

When you click an event row like the race at 18:11 Romford, the selections panel will show you the runners for a race or teams in football etc.

In this case we have made a manual selection Gez Dempsey

Manual Selections

Manual Bet

type: Back stake: 1.00 price: 3.85 ☐ Auto Refresh

2. Gez Dempsey Confirm Refresh

| Selection | B | L | * |
|-------------------|--------|-------|-------------------------------------|
| Book % | 124.08 | 92.12 | <input type="checkbox"/> |
| 1. Borwick Atom | 5.10 | 6.00 | <input type="checkbox"/> |
| ▶ 2. Gez Dempsey | 3.85 | 4.50 | <input checked="" type="checkbox"/> |
| 3. Desert Dodo | 8.20 | 11.50 | <input type="checkbox"/> |
| 4. Alrita Cofidis | 8.60 | 16.50 | <input type="checkbox"/> |
| 5. Paradisus Lexi | 2.74 | 3.95 | <input type="checkbox"/> |
| 6. Earls Baby | 5.50 | 7.60 | <input type="checkbox"/> |

It will show you the selections that have been made either

- 1) Manual selections
- 2) Automated selections like the 1st favourite
- 3) Imported selections like The BetPlan
- 4) Automated selections like those in a strategy.

You could also place a bet immediately at a specified price by clicking the back or lay price for the selection.

Manual Bets

It is possible to place manual bets in live or sim mode.

Selections

Manual Bet

| silkimage | Selection | B | L | * |
|-----------|-----------------------|--------|--------|---|
| | Book % | 101.78 | 99.10 | |
| | 7. Looking On | 5.00 | 5.10 | |
| | 3. Celtic Abbey | 3.75 | 3.80 | |
| | 10. Rockchasebullet | 6.00 | 6.20 | |
| | 16. Hefner | 9.60 | 9.80 | |
| | 13. Perfect Outlook | 25.00 | 26.00 | |
| | 8. Lyssio | 12.00 | 12.50 | |
| | 9. Oyster Shell | 11.50 | 12.00 | |
| | 1. Arabian Heights | 26.00 | 27.00 | |
| | 2. Captain Wilson | 140.00 | 150.00 | |
| | 4. Dont Do Mondays | 110.00 | 120.00 | |
| | 6. Getcarter | 380.00 | 400.00 | |
| | 11. Royal Defence | 240.00 | 250.00 | |
| | 14. Cappielow Park | 460.00 | 520.00 | |
| | 15. Fromthetables Com | 270.00 | 280.00 | |
| | 12. Fashion Flow | 380.00 | 390.00 | |

Selections | Bet Settings / Options

Click the Manual Bets drop down arrow, this will open the manual bet panel.

Selections

Manual Bet

type: Back stake: 0.01 price: 0.00 ☐ Auto Refresh

Confirm Refresh

| silkimage | Selection | B | L | * |
|-----------|-----------------------|--------|--------|---|
| | Book % | 101.78 | 99.10 | |
| | 7. Looking On | 5.00 | 5.10 | |
| | 3. Celtic Abbey | 3.75 | 3.80 | |
| | 10. Rockchasebullet | 6.00 | 6.20 | |
| | 16. Hefner | 9.60 | 9.80 | |
| | 13. Perfect Outlook | 25.00 | 26.00 | |
| | 8. Lyssio | 12.00 | 12.50 | |
| | 9. Oyster Shell | 11.50 | 12.00 | |
| | 1. Arabian Heights | 26.00 | 27.00 | |
| | 2. Captain Wilson | 140.00 | 150.00 | |
| | 4. Dont Do Mondays | 110.00 | 120.00 | |
| | 6. Getcarter | 380.00 | 400.00 | |
| | 11. Royal Defence | 240.00 | 250.00 | |
| | 14. Cappielow Park | 460.00 | 520.00 | |
| | 15. Fromthetables Com | 270.00 | 280.00 | |
| | 12. Fashion Flow | 380.00 | 390.00 | |

Selections | Bet Settings / Options

Click the Back (blue) or Lay (pink) side of the selection in question and the manual bet panel will be filled with the correct details. You can change the price stake etc. Then click Confirm.

Selections

Manual Bet

type: Back

stake: 2.00

price: 6.40

Auto Refresh

Refresh

7. Looking On

Confirm

| silkimage | Selection | B | L | * |
|-----------|-----------------------|----------|--------|---|
| | Book % | 113.53 | 96.20 | |
| | 7. Looking On | 6.00 | 6.20 | |
| | 3. Celtic Abbey | 5.70 | 6.40 | |
| | 10. Rockchasebullet | 7.20 | 8.00 | |
| | 16. Hefner | 11.00 | 15.00 | |
| | 13. Perfect Outlook | 36.00 | 65.00 | |
| | 8. Lyssio | 9.20 | 11.00 | |
| | 9. Oyster Shell | 4.80 | 6.00 | |
| | 1. Arabian Heights | 6.00 | 6.40 | |
| | 2. Captain Wilson | 460.00 | 150.00 | |
| | 4. Dont Do Mondays | 30.00 | 46.00 | |
| | 6. Getcarter | 290.00 | 400.00 | |
| | 11. Royal Defence | 1,000.00 | 250.00 | |
| | 14. Cappielow Park | 310.00 | 900.00 | |
| | 15. Fromthetables Com | 180.00 | 280.00 | |
| | 12. Fashion Flow | 310.00 | 650.00 | |

Selections

Bet Settings / Options

You can submit multiple bets, back or lay on the event as long as it is open.

| Market Bets | | | | | | | | | |
|----------------|-------------|-------------|----|------|--------|------|-------|-------------|--|
| Selection | Date/Tim... | Date/Tim... | SP | Type | Status | Size | Price | Profit/Loss | |
| 7. Looking ... | 14:36:31 | 14:36:35 | | B | S | 2.00 | 6.40 | -2.00 | |

Results

In simulation mode the profit/loss is calculated and estimated from the winner result. So if a winner is missing or delayed there will be no profit/loss figure which can mess with staking and unsettled bets etc.

In live mode the profit/loss comes from your account when it is settled. So it does not matter if the winner is known or not.

Sometimes sim mode results are slower than for live mode results.

By default the results come from rss.betfair.com or directly from the Betfair API but they do not always have results for Aus/NZ races etc. and often the results can be slow or delayed.

By choosing [Use Profit/Loss From Results](#) you can often get faster results from in play events/races.

You can also get good results here if you need to check.

[Time Form](#)

Red Event Rows (Rows Turning Red)

Sometimes Event rows can turn red in colour. There is nothing to worry about here.

It simply means something about the event has changed. If you have Do Not Bet On Reserves ticked under Bet Settings

then it is likely that if the event time or event runners have changed or been withdrawn then the row will turn red to indicate a change.

You can see below that in the forecast market for greyhounds, runner 3 must have been changed or withdrawn as the selection pairings have disappeared.

The software checks a few minutes before the published off time to see if any changes have been made.

The screenshot displays a betting software interface with three main panels. The top panel, 'Simulation mode', shows a list of events. The middle panel, 'Manual Selections', shows a table of manual bets. The bottom panel, 'Market Bets', shows a table of market bets. A large 'Closed' watermark is overlaid on the 'Manual Selections' panel.

| * Info | Market | SP | Winner(s) | Bets | Profit/Loss |
|-------------------|--------------------|----|-----------|----------|-------------|
| 14 February 16:08 | Swin (FC) Forecast | | 1 - 6 | 12 Se... | -22.00 |
| 14 February 16:18 | Monm (FC) Forecast | | 4 - 5 | 12 Se... | -2.00 |
| 14 February 16:27 | Swin (FC) Forecast | | 6 - 5 | 12 Se... | -13.00 |
| 14 February 16:37 | Monm (FC) Forecast | | 5 - 3 | 12 Se... | 12.00 |
| 14 February 16:47 | Swin (FC) Forecast | | 6 - 2 | No Bet | |
| 14 February 16:57 | Monm (FC) Forecast | | 2 - 1 | 12 Se... | 12.00 |

| Selection | B | L | * |
|-----------|--------|-------|---|
| Book % | 119.68 | 76.38 | |
| 1 - 2 | 29.00 | 55.00 | |
| 1 - 3 | | | |
| 1 - 4 | 28.00 | 48.00 | |
| 1 - 5 | 24.00 | 40.00 | |
| 1 - 6 | 30.00 | 55.00 | |
| 2 - 1 | 26.00 | 50.00 | |
| 2 - 3 | | | |
| 2 - 4 | 21.00 | 38.00 | |
| 2 - 5 | 23.00 | 32.00 | |
| 2 - 6 | 25.00 | 34.00 | |
| 3 - 1 | | | |
| 3 - 2 | | | |

| Market Bets | Market Events | | | | | | |
|-------------|---------------|--------|------|--------|------|-------|---------|
| Sel... | Dat... | Dat... | Type | Sta... | Size | Price | Prof... |
| 1 - 5 | 16:... | 16:... | L | S | 1.00 | 36.00 | 1.00 |
| 4 - 1 | 16:... | 16:... | L | S | 1.00 | 32.00 | 1.00 |
| 4 - 2 | 16:... | 16:... | L | S | 1.00 | 30.00 | 1.00 |
| 4 - 5 | 16:... | 16:... | L | S | 1.00 | 14.00 | -13.00 |
| 4 - 6 | 16:... | 16:... | L | S | 1.00 | 17.50 | 1.00 |
| 5 - 1 | 16:... | 16:... | L | S | 1.00 | 25.00 | 1.00 |
| 5 - 2 | 16:... | 16:... | L | S | 1.00 | 26.00 | 1.00 |

| Selection | Type | Time |
|-----------|------|------|
|-----------|------|------|

Saving Settings

The bot will auto save the current settings and layout when the program is closed. The settings are saved in text files and a database.

Each morning you have to press the 'Load Races' button for the new days races to be loaded.

The software creates some files in the bot directory like 'log.txt', 'properties.cfg' etc. These files have to be left untouched as they are critical for the bot's functionality.

If you should ever have to reset the bot, you can delete the files. But all the previous logs, results and settings will be lost! You could simply move them to another folder for backup.

You can find the files in the directory shown by [Tools > Open Application's Data Directory](#).

Each instance of the software will save it's own settings, so when running multiple bots, if you start a certain instance it will remember the settings from last time.

Reasons for No Bets

You can find out why a bet wasn't placed or if the bot stopped.

If the bot has stopped due to a stop condition like Max Losers then the Running Status label will turn red and the bot status will turn to Stopped.

The window at the bottom of the software will tell you reasons why a bet is not placed.

Reasons for Non Bet Placement

| Reasons for non bet placement | | |
|-------------------------------|------|------|
| Selection | Type | Time |
| | | |

You can see below that Salacres Lourdes was a no bet due to the Back/Lay ratio filter. So only one of the two selections had a bet placed.

Manual Selections

Manual Bet

| Selection | B | L | * |
|---------------------|--------|-------|---|
| Book % | 101.69 | 96.89 | |
| 1. Clonlusk Hawk | 6.60 | 7.00 | |
| 2. Asteroid Orbit | 4.50 | 4.60 | |
| 3. Tyrur Apaine | 3.90 | 3.95 | |
| 4. Babemagnet M... | 18.00 | 19.50 | |
| 5. Salacres Lourdes | 5.10 | 5.40 | |
| 6. Salacres Robbery | 7.40 | 8.40 | |

Market Bets

Market Events

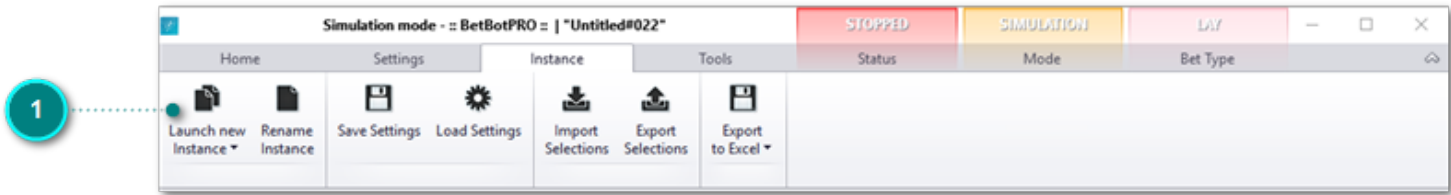
| Selection | Dat... | Dat... | SP | Type | Status | Size | Price | Profit... |
|--------------|---------|---------|----|------|--------|------|-------|-----------|
| 2. Astero... | 11:3... | 11:3... | | B | S | 2.00 | 4.10 | -2.00 |

Reasons for non bet placement

| Selection | Type | Time |
|---------------------|----------------------|----------|
| 5. Salacres Lourdes | NO_BET_BACK_LAY_R... | 11:33:50 |

Running Multiple Bots/Instances

Launching a new instance will launch a completely separate instance of the software. This is very handy for running a different strategy or for betting on different markets.

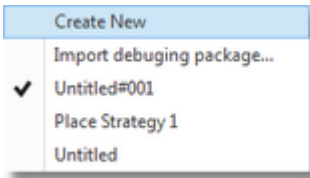


Click the button on the top Instance menu to bring up a new login screen. You can also click the desktop icon again.

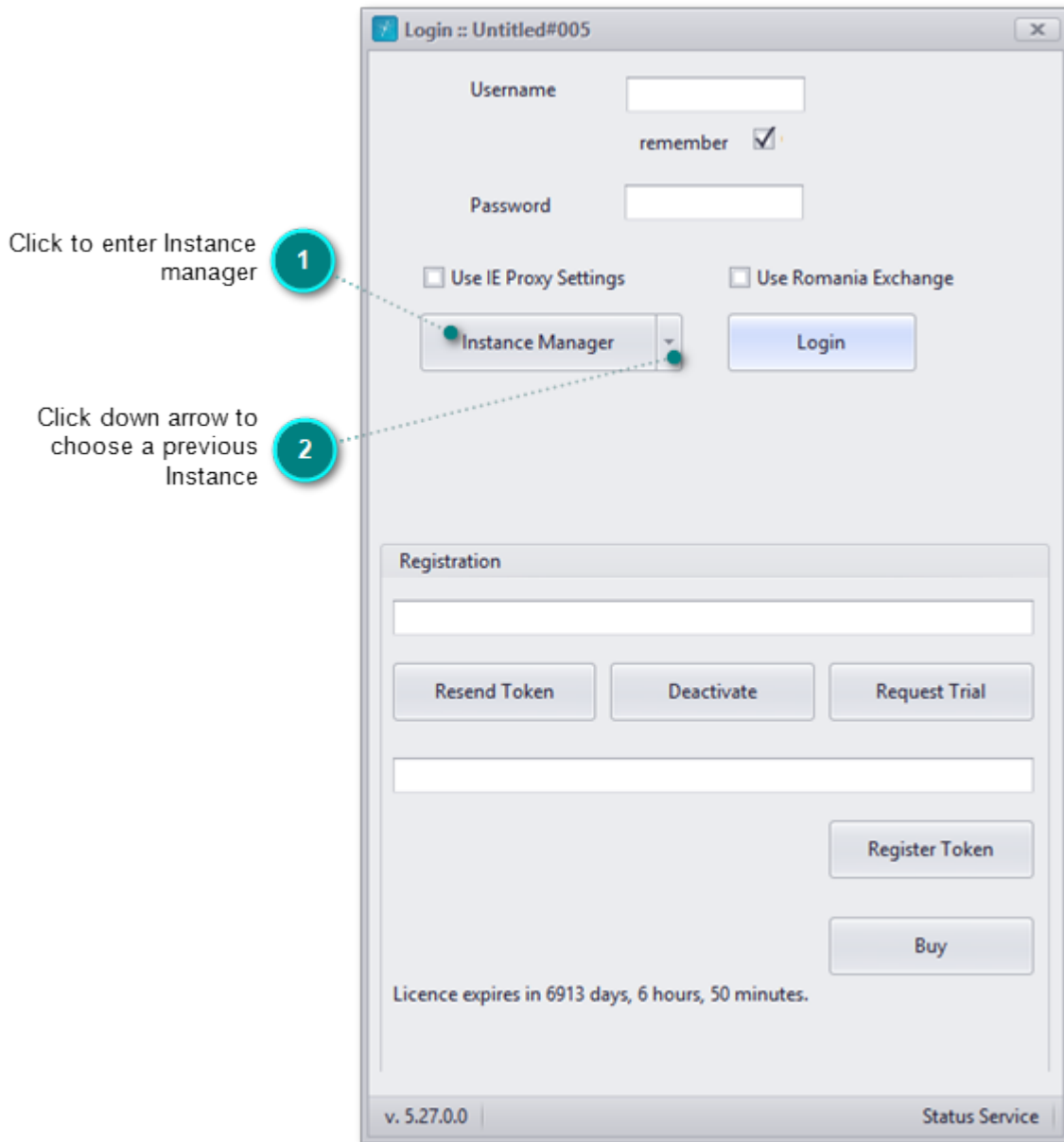
It is possible to run multiple bots on the same Betfair account or multiple Betfair accounts. Be aware of possible data charges from Betfair as per the link in the software.

When logging in always make sure you choose the correct instance. It will remember the last one you used.

You can also create a new instance from Create New.



There is an instance manager where you can edit and unlock any crashed instances.. After launching a new instance it will create a new instance name automatically. You can then rename this instance to whatever you like such as greyhound1 or horse strategy 2 or soccer etc.

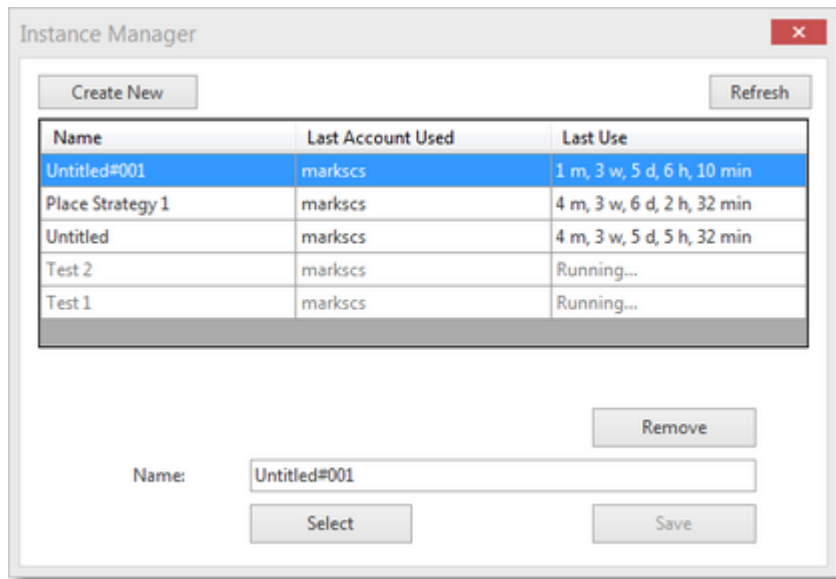


Once an instance has been opened the instance is locked and cannot be used until that bot is closed. The last instance opened will also be remembered for next time you login.

This makes running several bots very easy and manageable.

Instance Manager

You can manage the instances you create using the instance manager. Just click on the Instance manager button next to the login button. The drop down also shows the instances you have available.



You can remove or rename instances from here. If you un-install the program the instances are not removed. So you can un-install and re-install a new version and your settings and strategies will be saved.

Crashed Instances

If the software crashes or the instance seems locked you can unlock an instance by right clicking the Instance and clicking unlocked. It will then show as an Instance in the Instance menu when logging in again.

To Be Successful

For the best discussions on strategies please see the member's forums accessible via the member's area.

Usually the best strategies are the simplest. If you keep your greed under control it's quite easy to make £10-£15 a day with £2 stakes.

Don't get too carried away and try and make small amounts regularly. You can always increase stakes later on when your strategy proves to be profitable.

There are plenty of tipsters for greyhounds and horses losing or winning their races. You can test their selections in simulation mode and use them if you wish or simply design your own strategy.

For Greyhounds you could use the form on the <https://www.racingpost.com/> or Betfair to select the dog with the fastest/slowest time.

If the dog with the slowest time is below certain odds then it could be a good lay bet. I'm sure you can think of many more ideas you can test. There are 100's!

Greyhound examples

Lay random traps or a trap series in between odds of say 3 and 10.00

Use small profit targets to start with depending on your stakes (i.e. £10).

You can also try liability staking and fixed staking if you're not keen on recovery which can be more risky.

You could also consider laying favourites only in competitive races i.e. A4/5 or under.

You can also only bet on favourites less than say 3.5. Many of these lose and it can be fairly easy to grab your profit for the day without losing a lot when the favourite does win. Strategies are endless.

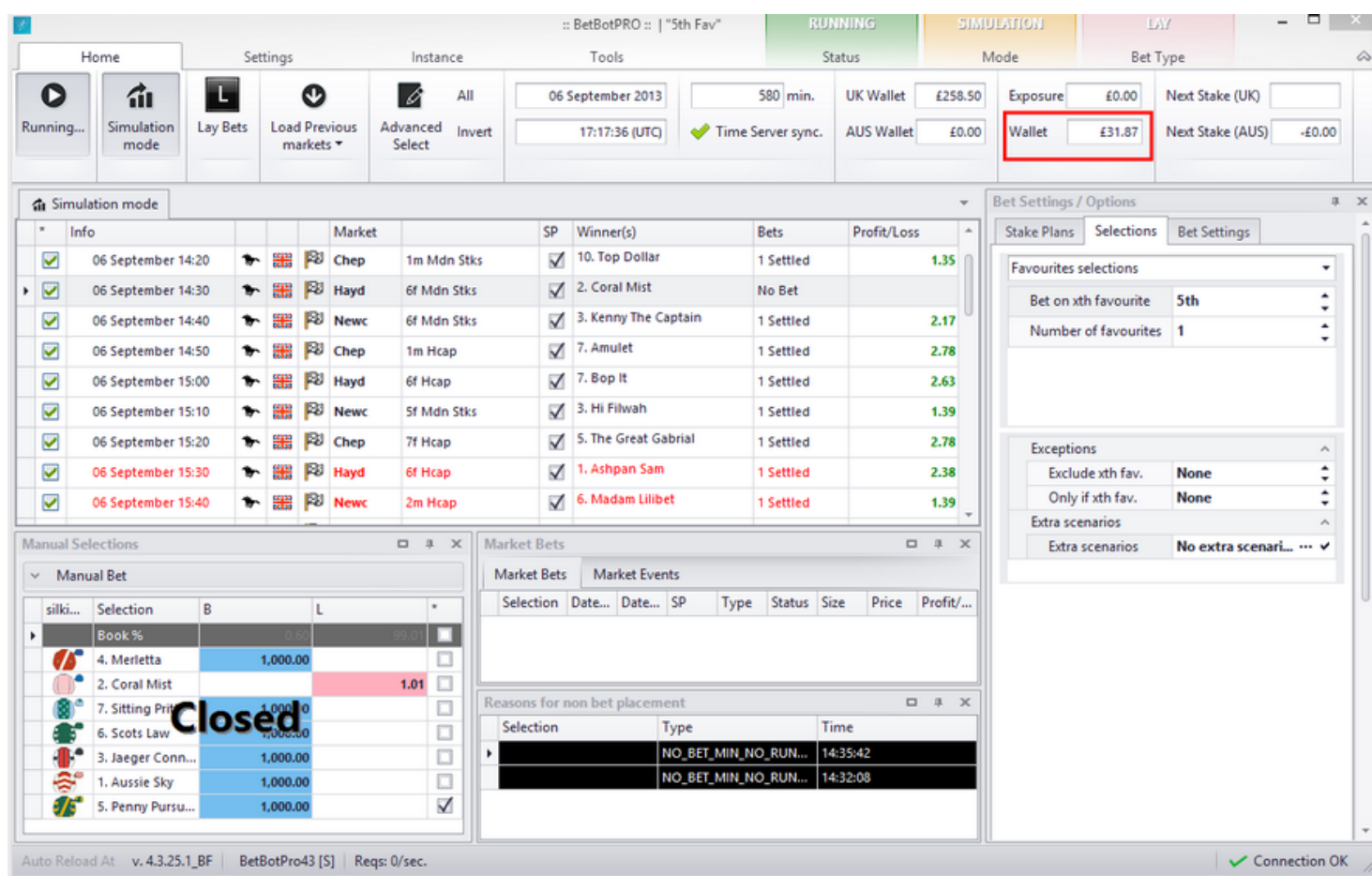
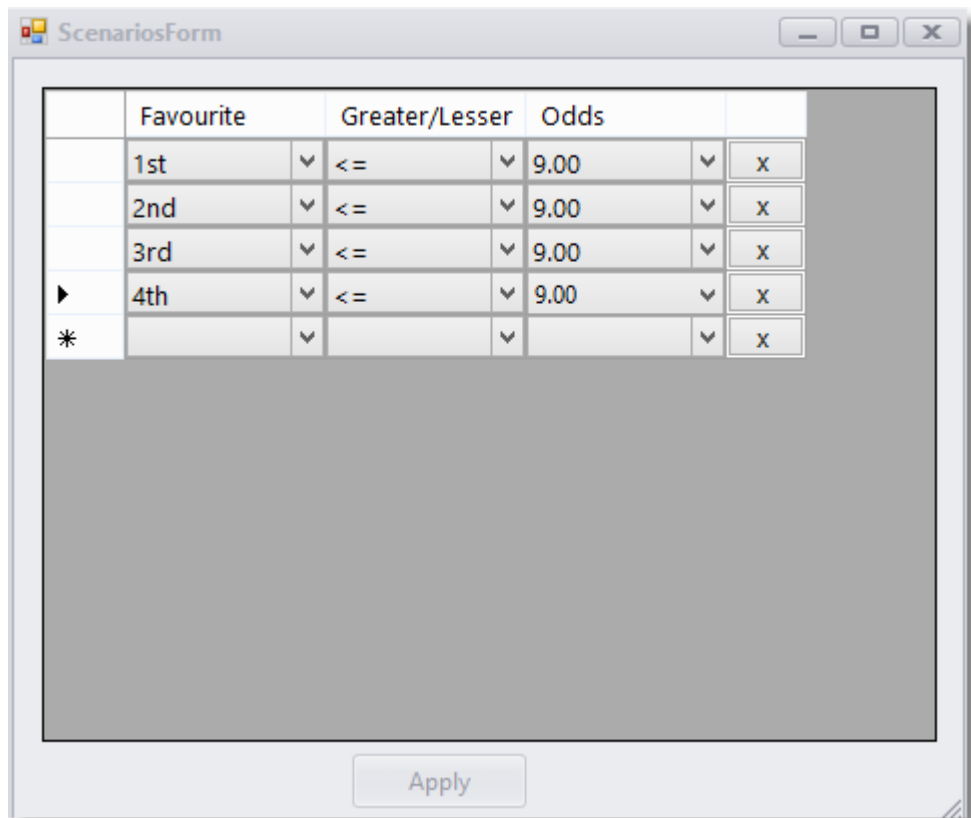
Horse racing examples

One strategy that is quite successful is to check with the days racing on Betfair.

Only consider races with 8 or more runners, although it does work with less.

Make sure there are at least 4 horses under odds of 9.00, you can do this in the extra scenarios option.

The lower the odds are the better. Bet on the next horse if the odds are 11 or higher. I tend to use fixed liability with this but recovery can be used as losers are rare.



Trying different odds ranges also works. Such as lay the third favourite between odds of 5.0 and 7.0. An example of this is below:

The screenshot below is the old version 4.2 of the software for staking demonstrations

BetBotPRO :: Simulation mode [lay bets]

UK Wallet **£43.76** Next Stake (UK) --
 AUS Wallet **£3.81** Next Stake (AUS) --
 Bot Wallet **£22.53**

Start Stop Load Races
 Bot Status: **Running...** 14 May 17:19 BST 379 min.

☐ Dogs ☒ Lay bets
☒ Horses ☐ Back bets
☒ Simulation Mode ☒ UK ☐ AU
☐ Last Day Recovery ☐ US ☐ RSA

| Market Info | Selections | Winner | Lay Prices | Profit/Loss |
|--------------------------|----------------|-------------------|------------|-------------|
| ✓ 14 May 13:40 BST York | | Folk Opera | | |
| ✓ 14 May 13:50 BST Extr | | Winsley Hill | | |
| ✓ 14 May 14:00 BST Font | | Stellenbosch | | |
| ✓ 14 May 14:10 BST York | | Fathsta | | |
| ✓ 14 May 14:20 BST Extr | Nelsons Spice | Radnor Lad | M3.33@7.00 | 3.33 |
| ✓ 14 May 14:30 BST Font | Prince Ary | Chrysander | M4.55@5.40 | 4.55 |
| ✓ 14 May 14:40 BST York | | Lush Lashes | | |
| ✓ 14 May 14:50 BST Extr | Pitful Terciah | Nostringsattached | M3.70@6.40 | 3.70 |
| ✓ 14 May 15:00 BST Font | | Sycho Fred | | |
| ✓ 14 May 15:10 BST York | | Assertive | | |
| ✓ 14 May 15:20 BST Extr | | Kiama | | |
| ✓ 14 May 15:35 BST Font | | Apocalozzo | | |
| ✓ 14 May 15:45 BST York | | Birkside | | |
| ✓ 14 May 15:55 BST Extr | Cornish Jester | Jomelamin | M3.45@6.80 | 3.45 |
| ✓ 14 May 16:10 BST Font | | Felinious | | |
| ✓ 14 May 16:20 BST York | | Masamah | | |
| ✓ 14 May 16:30 BST Extr | | Mister Gloss | | |
| ✓ 14 May 16:45 BST Font | Granite Man | September Moon | M4.17@5.80 | 4.17 |
| ✓ 14 May 16:55 BST York | | | | |
| ✓ 14 May 17:05 BST Extr | Lancer Scott | Foolish Cliche | M3.33@7.00 | 3.33 |
| ✓ 14 May 17:50 BST Naas | | | | |
| ✓ 14 May 18:00 BST Bath | | | | |
| ✓ 14 May 18:20 BST Naas | | | | |
| ✓ 14 May 18:30 BST Bath | | | | |
| ✓ 14 May 18:40 BST Perth | | | | |
| ✓ 14 May 18:50 BST Naas | | | | |
| ✓ 14 May 19:00 BST Bath | | | | |

All Invert 3rd favourite Export 14 May

Options
 Dogs
 Max Odds 3.30
 Min Odds 1.10
 Horses
 Max Odds 7.00
 Min Odds 5.00
 Max No Runners 30
 Min No Runners 8
 Initial Stake 5.00
 Secs before bet 40
 Max Loss 200.00
 Max Profit 35.00
 % Back/Lay Ratio 10
 (0)
 Unsettled Races Allowed 0
 Stake Plan
☐ Fixed stake
☐ % of bank stake 5
☒ Fixed liability stake £ 20
☐ % bank liability stake 5
☐ Recovery stake
 % 100 of loss
 over 1 bets
 for 4 recovery cycles

Requests p/s: 0 Betfair Charges 3_080508

The sky really is the limit though as there is so many potential strategies that can produce a profit.

Another good one is to lay favourites under 2.0, this limits your liability and they often do not win.

This can be a good one to use a recovery strategy with. When you hit a winner you could stop for the day.

ie. Lay each for £25 until you hit a winning bet, add your previous loss to the next bet, set your profit target so that one winner will trigger the bot to stop.

The member's forum contains lots of discussions on strategies and techniques. I'm sure you can see the huge potential in the software if used correctly.

Racing Radio Services

If you want to listen to live Horse or Greyhound racing commentary you can do by going to the following link:

William Hill Greyhound Service

<http://www.bettingshop.tv/shop/index.php?stream=dogs>

William Hill Horse Racing Service

<http://www.bettingshop.tv/shop/index.php?stream=whr>

Betfair/Timeform also run a radio service for Horses and Greyhounds

<https://www.timeform.com/horse-racing/about/timeform-radio>

Betfair

You will see in the software there are two links, one called requests per/sec, the other [Betfair Charges](#).

[Betfair Charges](#) outlines the charges Betfair can make depending on your betting and usage of the API.

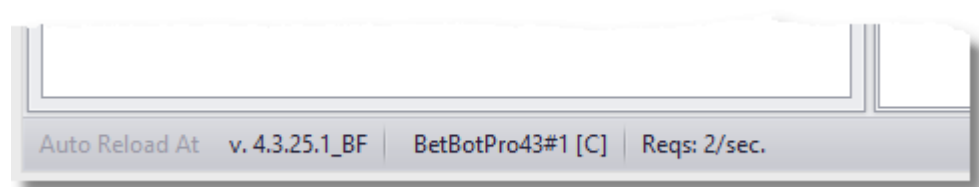
The one of concern is the amount of data requests/sec you make to the Betfair API which has to be lower than 20/sec or they will charge you.

Betbotpro doesn't really get close to this figure so you should have nothing to worry about.

A counter is provided at the bottom of the software to show the number of requests/sec.

You should be careful though if running multiple bots or other software that uses the API as it could add up to more than 20/sec and you could be charged.

There are currently no data charges for the new Betfair API-NG based software



Support

If you need any help or come across any bugs or problems please email us directly.

We prefer email and if you have an issue please send a [debug report](#) of the problem.

There are two parts to a debug report. Screenshot & Bot files.

- 1.) Take a Screenshot of the bot fault or issue, and the settings so we can see the issue.
- 2.) You can do this by pressing Ctrl or Alt & Print Screen PrtScn keys at the same time to copy the desktop/window, then paste it to word or paint and send to us.
- 3.) When creating a debug package the software will also ask you if you want a screenshot.
- 4.) Create debug file package, Tools Menu and click Create Debugging Package. This will create a zipped folder.

Attach both to an email and send to us with a description outlining the problem.

Email: support at betbotpro dot com

Check the FAQ and Videos: <https://www.betbotpro.com/support.html>

To your success

BBP Team

<https://www.betbotpro.com>